



Autodromo Nazionale Monza

TCR Europe

Free Practice - 2

Provisional Results



Cls	Nº	Driver	Nat	Team	Nat	Vehicle	Laps	Best	Time	Gap	Interval	Km/h
1	99	Josh Files	GBR	Hell Energy Racing with KCMG	GBR	Honda Civic Type R FK7 TCR	10	8	1:58.886			175.4
2	69	Jean-Karl Vernay	FRA	Leopard Lukoil Team	FRA	Audi RS3 LMS TCR	13	11	1:58.889	0.003	0.003	175.4
3	25	Mikel Azcona	ESP	PCR Sport	ESP	Cupra TCR	13	8	1:59.078	0.192	0.189	175.1
4	62	Dušan Borkovic	SRB	Target Competition	SRB	Hyundai i30 N TCR	12	9	1:59.213	0.327	0.135	174.9
5	88	Maxime Potty	BEL	Comtoy Racing	BEL	Volkswagen Golf GTI TCR	12	11	1:59.308	0.422	0.095	174.7
6	94	Kris Richard	SUI	Target Competition	SUI	Hyundai i30 N TCR	12	10	1:59.526	0.640	0.218	174.4
7	8	Reece Barr	IRE	Target Competition	IRE	Hyundai i30 N TCR	11	8	1:59.711	0.825	0.185	174.2
8	79	Jose M. Sapag	ARG	Baporo Motorsport	ARG	Cupra TCR	12	11	1:59.887	1.001	0.176	173.9
9	999	Dániel Nagy	HUN	M1RA	HUN	Hyundai i30 N TCR	12	9	1:59.987	1.101	0.100	173.8
10	18	Fabrizio Giovanardi	ITA	Team Mulsanne	ITA	Alfa Romeo Giulietta TCR	9	8	1:59.991	1.105	0.004	173.8
11	15	Peter Terting	DEU	Autodis Racing by Piro Sports	DEU	Hyundai i30 N TCR	13	9	2:00.045	1.159	0.054	173.7
12	38	Danny Kroes	NED	PCR Sport	NED	Cupra TCR	12	6	2:00.065	1.179	0.020	173.6
13	44	Salvatore Tavano	ITA	Scuderia Girasole	ITA	Cupra TCR	12	4	2:00.183	1.297	0.118	173.5
14	23	Francisco Abreu	POR	Sports & You	POR	Peugeot 308 TCR	13	11	2:00.295	1.409	0.112	173.3
15	3	Cosimo Barberini	ITA	Race Republic	ITA	Subaru WRX STI TCR	8	5	2:00.298	1.412	0.003	173.3
16	16	Nicola Baldan	ITA	M1RA	ITA	Hyundai i30 N TCR	12	10	2:00.316	1.430	0.018	173.3
17	9	Attila Tassi	HUN	Hell Energy Racing with KCMG	HUN	Honda Civic Type R FK7 TCR	12	9	2:00.461	1.575	0.145	173.1
18	32	Oliver Taylor	GBR	Pyro Motorsport	GBR	Honda Civic Type R FK7 TCR	12	9	2:00.518	1.632	0.057	173.0
19	630	Benjamin Lessennes	BEL	Autodis Racing by THX	BEL	Honda Civic Type R FK7 TCR	13	12	2:00.522	1.636	0.004	173.0
20	34	Stian Paulsen	NOR	Stian Paulsen Racing	NOR	Cupra TCR	11	10	2:00.550	1.664	0.028	172.9
21	11	Jens Reno Møller	DEN	Reno Racing	DEN	Honda Civic Type R FK7 TCR	12	10	2:00.550	1.664	0.000	172.9
22	7	Igor Stefanovski	MKD	Stefanovski Racing Team	MKD	Hyundai i30 N TCR	13	9	2:00.848	1.962	0.298	172.5
23	10	Viktor Davidovsky	MKD	PSS Racing Team	MKD	Honda Civic Type R FK7 TCR	11	10	2:01.053	2.167	0.205	172.2
24	63	Giovanni Altoè	ITA	Pit Lane Competizioni	ITA	Audi RS3 LMS TCR DSG	11	9	2:01.157	2.271	0.104	172.1
25	42	Stefano Comini	SUI	Autodis Racing by THX	SUI	Honda Civic Type R FK7 TCR	11	2	2:01.212	2.326	0.055	172.0
26	77	Roberto Russo	ITA	Race Republic-Top Run	ITA	Subaru WRX STI TCR	9	8	2:01.657	2.771	0.445	171.4
27	17	Martin Ryba	SVK	Brutal Fish Racing Team	SVK	Volkswagen Golf GTI TCR	9	4	2:02.371	3.485	0.714	170.4
28	76	Daniele Cappellari	ITA	Cappellari Reparto Corse	ITA	Volkswagen Golf GTI TCR	13	9	2:02.718	3.832	0.347	169.9

Published at:.....

Track Temp: 31.7 °C Air Temp: 28.2 °C

Humidity: 47 %

Track Status: DRY

Stewards:

Race Director:

Timekeeper:





Autodromo Nazionale Monza

TCR Europe

Free Practice - 2

Lap Analysis



3

Cosimo Barberini

Subaru WRX STI TCR

10

Viktor Davidovsky

Honda Civic Type R FK7 TCR

Race Republic

PSS Racing Team

Lap D	Time	Sector 1	Sector 2	Sector 3	T. Spd	Elapsed	Lap D	Time	Sector 1	Sector 2	Sector 3	T. Spd	Elapsed
1	16:49:38.872	16:48:11.727	44.358	42.787	66.9	16:49:38.872	1	16:42:56.136	16:41:16.186	50.628	49.322	178.5	16:42:56.136
2	2:02.422	38.674	41.940	41.808	239.4	16:51:41.294	2	2:12.648	46.053	44.012	42.583	176.1	16:45:08.784
3	2:01.852	39.233	41.175	41.444	245.4	16:53:43.146	3	2:01.749	38.699	41.358	41.692	242.6	16:47:10.533
4	2:03.889	41.204	41.202	41.483	246.0	16:55:47.035	4	2:02.094	39.024	41.502	41.568	243.2	16:49:12.627
5	2:00.298	38.275	40.589	41.434	247.1	16:57:47.333	5	2:02.166	38.868	41.336	41.962	243.2	16:51:14.793
6	2:00.368	38.333	40.726	41.309	244.8	16:59:47.701	6	2:10.044 P	38.946	41.264	49.834	242.6	16:53:24.837
7	2:00.883	38.461	40.994	41.428	243.2	17:01:48.584	7	3:53.847	2:28.162	43.500	42.185	185.2	16:57:18.684
8	3:27.067 P	38.334	1:49.853	58.880	244.8	17:05:15.651	8	2:02.073	39.057	41.381	41.635	239.4	16:59:20.757

7

Igor Stefanovski

Hyundai i30 N TCR

11

Jens Reno Møller

Honda Civic Type R FK7 TCR

Stefanovski Racing Team

Reno Racing

Lap D	Time	Sector 1	Sector 2	Sector 3	T. Spd	Elapsed	Lap D	Time	Sector 1	Sector 2	Sector 3	T. Spd	Elapsed
1	16:43:00.824	16:41:23.364	48.575	48.885	155.6	16:43:00.824	1	16:42:37.395	16:41:10.658	44.334	42.403	181.5	16:42:37.395
2	2:04.717	40.349	42.012	42.356	203.7	16:45:05.541	2	2:01.351	38.846	40.993	41.512	241.6	16:44:38.746
3	2:03.940	39.916	42.078	41.946	241.0	16:47:09.481	3	2:01.457	38.984	40.958	41.515	242.6	16:46:40.203
4	2:02.232	38.977	41.061	42.194	243.2	16:49:11.713	4	2:01.498	39.092	40.842	41.564	233.2	16:48:41.701
5	2:01.410	38.873	41.193	41.344	241.6	16:51:13.123	5	2:09.454 P	38.917	41.216	49.321	242.6	16:50:51.155
6	2:13.640 P	39.100	43.450	51.090	238.4	16:53:26.763	6	5:31.864	4:09.071	41.294	41.499	184.3	16:56:23.019
7	4:45.848	3:12.433	48.705	44.710	169.0	16:58:12.611	7	2:10.022 P	38.928	41.134	49.960	241.6	16:58:33.041
8	2:01.280	38.719	41.200	41.361	244.3	17:00:13.891	8	5:43.932	4:15.499	43.646	44.787	171.9	17:04:16.973
9	2:00.848	38.844	40.762	41.242	242.1	17:02:14.739	9	2:02.712	38.867	42.210	41.635	241.6	17:06:19.685
10	2:01.120	38.974	40.698	41.448	242.1	17:04:15.859	10	2:00.550	38.592	40.765	41.193	241.0	17:08:20.235
11	2:09.730 P	39.019	40.926	49.785	238.4	17:06:25.589	11	2:00.716	38.728	41.039	40.949	240.0	17:10:20.951
12	4:28.868	3:05.677	41.153	42.038	118.1	17:10:54.457	12	2:49.824 P	48.544	51.897	1:09.383	165.6	17:13:10.775
13	2:42.102 P	44.975	53.296	1:03.831	187.8	17:13:36.559							

8

Reece Barr

Hyundai i30 N TCR

15

Peter Terting

Hyundai i30 N TCR

Target Competition

Autodis Racing by Piro Sports

Lap D	Time	Sector 1	Sector 2	Sector 3	T. Spd	Elapsed	Lap D	Time	Sector 1	Sector 2	Sector 3	T. Spd	Elapsed
1	16:43:38.208	16:41:51.595	54.646	51.967	91.9	16:43:38.208	1	16:42:22.879	16:40:57.419	43.046	42.414	145.1	16:42:22.879
2	2:01.990	39.542	41.114	41.334	235.2	16:45:40.198	2	2:01.465	39.021	41.004	41.440	240.0	16:44:24.344
3	2:01.769	39.873	40.814	41.082	200.3	16:47:41.967	3	2:01.428	38.896	40.829	41.703	241.0	16:46:25.772
4	2:01.101	38.972	40.916	41.213	243.2	16:49:43.068	4	2:10.217 P	39.223	42.234	48.760	242.6	16:48:35.989
5	2:14.620 P	40.158	42.813	51.649	233.2	16:51:57.688	5	4:01.191	2:37.924	42.333	40.934	148.7	16:52:37.180
6	4:14.417	2:48.559	42.810	43.048	181.2	16:56:12.105	6	2:01.271	39.312	41.086	40.873	242.1	16:54:38.451
7	1:59.939	38.732	40.431	40.776	241.6	16:58:12.044	7	2:00.108	38.699	40.301	41.108	241.0	16:56:38.559
8	1:59.711	38.553	40.299	40.859	243.2	17:00:11.755	8	2:07.843	42.129	42.567	43.147	243.2	16:58:46.402
9	2:00.430	38.736	40.455	41.239	242.6	17:02:12.185	9	2:00.045	38.579	40.369	41.097	242.6	17:00:46.447
10	2:11.630 P	39.547	41.850	50.233	235.2	17:04:23.815	10	2:19.055	43.716	50.580	44.759	242.1	17:03:05.502
11	4:41.460 P	3:05.478	43.808	52.174	91.9	17:09:05.275	11	2:14.442 P	39.078	41.880	53.484	237.3	17:05:19.944

9


Attila Tassi

Honda Civic Type R FK7 TCR

Hell Energy Racing with KCMG

Lap D	Time	Sector 1	Sector 2	Sector 3	T. Spd	Elapsed	Lap D	Time	Sector 1	Sector 2	Sector 3	T. Spd	Elapsed
1	16:42:35.098 P	16:40:58.646	44.509	51.943	164.1	16:42:35.098	12	4:20.663	2:57.899	41.449	41.315	177.6	17:09:40.607
2	4:51.814	3:20.460	41.881	49.473	140.8	16:47:26.912	13	2:20.786 P	39.105	40.273	1:01.408	236.8	17:12:01.393
3	2:00.598	38.674	40.826	41.098	243.2	16:49:27.510							
4	2:07.709 P	38.595	40.621	48.493	242.1	16:51:35.219							
5	4:10.119	2:47.838	40.883	41.398	179.1	16:55:45.338							
6	2:00.698	38.954	40.556	41.188	241.6	16:57:46.036							
7	2:07.655 P	38.903	40.763	47.989	241.6	16:59:53.691							
8	4:58.065	3:29.204	44.641	44.220	104.0	17:04:51.756							
9	2:00.461	38.638	40.648	41.175	242.6	17:06:52.217							
10	2:08.480	39.009	43.255	46.216	241.0	17:09:00.697							
11	2:00.897	38.837	40.505	41.555	241.0	17:11:01.594							
12	3:10.739 P	53.385	1:04.355	1:12.999	142.8	17:14:12.333							





Autodromo Nazionale Monza

TCR Europe

Free Practice - 2

Lap Analysis



16

Nicola Baldan

Hyundai i30 N TCR

25

Mikel Azcona

Cupra TCR

M1RA

PCR Sport

Lap D	Time	Sector 1	Sector 2	Sector 3	T. Spd	Elapsed	Lap D	Time	Sector 1	Sector 2	Sector 3	T. Spd	Elapsed
1	16:42:54.607	16:41:10.830	53.007	50.770	123.1	16:42:54.607	1	16:43:51.208 P	16:41:47.448	57.753	1:06.007	106.5	16:43:51.208
2	2:39.104 P	50.241	47.068	1:01.795	119.6	16:45:33.711	2	3:35.180	1:47.737	55.200	52.243	182.7	16:47:26.388
3	4:56.407	3:20.574	45.989	49.844	151.6	16:50:30.118	3	1:59.915	38.382	40.525	41.008	243.2	16:49:26.303
4	2:02.554	39.126	40.893	42.535	238.9	16:52:32.672	4	2:00.178	38.241	40.800	41.137	243.2	16:51:26.481
5	2:00.796	38.773	40.712	41.311	240.5	16:54:33.468	5	2:01.556	38.230	41.568	41.758	242.6	16:53:28.037
6	2:01.185	39.213	40.532	41.440	237.8	16:56:34.653	6	2:10.150 P	38.278	40.928	50.944	237.3	16:55:38.187
7	2:25.339 P	43.374	48.100	53.865	176.7	16:58:59.992	7	5:01.924	3:29.855	45.436	46.633	170.3	17:00:40.111
8	4:51.466	3:23.560	44.895	43.011	127.3	17:03:51.458	8	1:59.078	38.071	40.313	40.694	247.1	17:02:39.189
9	2:02.054	39.139	40.475	42.440	237.3	17:05:53.512	9	2:02.845	39.056	41.152	42.637	245.4	17:04:42.034
10	2:00.316	38.824	40.345	41.147	239.4	17:07:53.828	10	2:03.413	38.384	40.888	44.141	246.5	17:06:45.447
11	2:05.561	42.833	41.264	41.464	236.8	17:09:59.389	11	2:02.718	40.740	40.987	40.991	213.0	17:08:48.165
12	2:23.775 P	41.334	46.291	56.150	236.8	17:12:23.164	12	1:59.189	38.170	40.102	40.917	244.8	17:10:47.354

17

Martin Ryba

Volkswagen Golf GTI TCR

32

Oliver Taylor

Honda Civic Type R FK7 TCR

Brutal Fish Racing Team

Pyro Motorsport

Lap D	Time	Sector 1	Sector 2	Sector 3	T. Spd	Elapsed	Lap D	Time	Sector 1	Sector 2	Sector 3	T. Spd	Elapsed
1	16:43:45.445	16:41:48.917	1:00.471	56.057	107.8	16:43:45.445	1	16:42:59.098	16:41:19.458	49.041	50.599	161.9	16:42:59.098
2	2:10.259	42.549	44.424	43.286	202.6	16:45:55.704	2	2:06.108	40.708	42.789	42.611	187.1	16:45:05.206
3	2:04.147	39.226	41.897	43.024	237.3	16:47:59.851	3	2:03.978	38.966	43.181	41.831	238.4	16:47:09.184
4	2:02.371	38.649	41.606	42.116	243.2	16:50:02.222	4	2:15.231 P	38.741	41.256	55.234	238.9	16:49:24.415
5	2:23.289 P	40.476	45.899	56.914	229.7	16:52:25.511	5	4:54.216	3:29.137	42.821	42.258	185.5	16:54:18.631
6	4:10.858	2:38.311	46.369	46.178	183.3	16:56:36.369	6	2:00.900	38.959	40.922	41.019	238.4	16:56:19.531
7	2:11.250 P	38.919	41.182	51.149	242.6	16:58:47.619	7	2:00.663	38.497	41.082	41.084	244.8	16:58:20.194
8	10:19.900	8:52.661	43.309	43.930	189.4	17:09:07.519	8	2:00.909	38.690	40.890	41.329	243.7	17:00:21.103
9	2:13.836 P	38.873	41.118	53.845	241.0	17:11:21.355	9	2:00.518	38.427	41.185	40.906	243.2	17:02:21.621

18

Fabrizio Giovanardi

Alfa Romeo Giulietta TCR

34

Stian Paulsen

Cupra TCR

Team Mulsanne

Stian Paulsen Racing

Lap D	Time	Sector 1	Sector 2	Sector 3	T. Spd	Elapsed	Lap D	Time	Sector 1	Sector 2	Sector 3	T. Spd	Elapsed
1	16:43:05.790	16:41:27.074	47.811	50.905	145.7	16:43:05.790	1	16:43:48.423 P	16:41:45.485	58.704	1:04.234	123.9	16:43:48.423
2	2:00.256	38.305	40.643	41.308	242.1	16:45:06.046	2	3:35.809	1:47.844	56.756	51.209	152.1	16:47:24.232
3	2:02.020	38.712	42.094	41.214	245.4	16:47:08.066	3	2:01.398	39.135	41.329	40.934	240.5	16:49:25.630
4	2:00.474	38.386	40.804	41.284	242.6	16:49:08.540	4	2:02.385	38.596	40.745	43.044	246.5	16:51:28.015
5	2:19.823 P	40.077	45.532	54.214	242.6	16:51:28.363	5	2:01.877	38.622	40.879	42.376	243.7	16:53:29.892
6	8:38.321	7:13.001	43.216	42.104	185.2	17:00:06.684	6	2:18.218 P	38.468	41.005	58.745	241.6	16:55:48.110
7	2:00.377	38.485	40.657	41.235	242.1	17:02:07.061	7	4:49.314	3:17.929	46.179	45.206	155.8	17:00:37.424
8	1:59.991	38.191	40.765	41.035	243.7	17:04:07.052	8	2:01.441	38.560	40.975	41.906	248.2	17:02:38.865
9	2:15.966	40.921	50.711	44.334	189.8	17:06:23.018	9	2:03.743	40.799	41.640	41.304	201.8	17:04:42.608

23


Francisco Abreu

Peugeot 308 TCR

Sports & You

Lap D	Time	Sector 1	Sector 2	Sector 3	T. Spd	Elapsed	Lap D	Time	Sector 1	Sector 2	Sector 3	T. Spd	Elapsed
1	16:42:42.474	16:41:12.222	47.228	43.024	181.8	16:42:42.474	10	2:00.550	38.565	40.781	41.204	238.4	17:06:43.158
2	2:07.058	41.800	42.604	42.654	245.4	16:44:49.532	11	2:31.436 P	43.242	43.860	1:04.334	199.2	17:09:14.594
3	2:01.287	38.632	41.233	41.422	243.7	16:46:50.819							
4	2:01.444	38.585	41.453	41.406	244.3	16:48:52.263							
5	2:07.769 P	38.500	41.258	48.011	244.8	16:51:00.032							
6	7:21.437	5:53.843	45.798	41.796	157.8	16:58:21.469							
7	2:03.932	38.323	43.474	42.135	246.0	17:00:25.401							
8	2:00.558	38.435	40.943	41.180	243.7	17:02:25.959							
9	2:02.553	38.237	41.221	43.095	245.4	17:04:28.512							
10	2:11.754	43.061	45.145	43.548	203.7	17:06:40.266							
11	2:00.295	38.466	40.805	41.024	243.2	17:08:40.561							
12	2:01.316	38.450	41.449	41.417	244.8	17:10:41.877							
13	2:26.726 P	38.521	41.722	1:06.483	242.1	17:13:08.603							





Autodromo Nazionale Monza

TCR Europe

Free Practice - 2

Lap Analysis



38

Danny Kroes

Cupra TCR 62

Dušan Borkovic

Hyundai i30 N TCR

PCR Sport

Target Competition

Lap D	Time	Sector 1	Sector 2	Sector 3	T. Spd	Elapsed	Lap D	Time	Sector 1	Sector 2	Sector 3	T. Spd	Elapsed
1	16:42:32.372	16:41:01.073	45.526	45.773	161.9	16:42:32.372	1	16:43:38.962	16:41:52.990	54.771	51.201	99.5	16:43:38.962
2	2:13.306 P	40.476	41.969	50.861	206.5	16:44:45.678	2	2:01.706	39.154	41.021	41.531	238.4	16:45:40.668
3	4:42.549	3:09.776	45.186	47.587	178.8	16:49:28.227	3	2:00.725	38.763	40.683	41.279	241.0	16:47:41.393
4	2:00.314	38.332	40.758	41.224	245.4	16:51:28.541	4	2:00.717	38.950	40.523	41.244	241.0	16:49:42.110
5	2:00.494	38.461	40.887	41.146	242.6	16:53:29.035	5	2:14.384 P	40.214	43.362	50.808	230.7	16:51:56.494
6	2:00.065	38.160	40.888	41.017	246.5	16:55:29.100	6	4:14.744	2:48.412	43.512	42.820	138.8	16:56:11.238
7	2:18.740	38.555	49.597	50.588	242.6	16:57:47.840	7	2:00.064	38.726	40.124	41.214	241.0	16:58:11.302
8	2:08.316 P	38.336	41.916	48.064	230.7	16:59:56.156	8	1:59.224	38.533	39.926	40.765	240.5	17:00:10.526
9	3:59.364	2:09.599	1:01.290	48.475	152.9	17:03:55.520	9	1:59.213	38.490	39.907	40.816	243.2	17:02:09.739
10	2:00.107	38.315	40.644	41.148	242.1	17:05:55.627	10	2:22.402 P	41.003	46.064	55.335	181.8	17:04:32.141
11	2:00.365	38.388	40.723	41.254	245.4	17:07:55.992	11	4:12.741 P	2:38.636	43.282	50.823	103.9	17:08:44.882
12	2:08.931 P	39.154	40.828	48.949	220.4	17:10:04.923	12	3:27.100 P	1:30.644	50.716	1:05.740	101.6	17:12:11.982

42

Stefano Comini

Honda Civic Type R FK7 TCR 63

Giovanni Altoè

Audi RS3 LMS TCR DSG

Autodis Racing by THX

Pit Lane Competizioni

Lap D	Time	Sector 1	Sector 2	Sector 3	T. Spd	Elapsed	Lap D	Time	Sector 1	Sector 2	Sector 3	T. Spd	Elapsed
1	16:42:31.404	16:41:07.422	42.052	41.930	183.3	16:42:31.404	1	16:42:24.144	16:40:55.040	46.618	42.486	117.5	16:42:24.144
2	2:01.212	38.812	41.012	41.388	241.6	16:44:32.616	2	2:03.023	39.242	41.794	41.987	243.2	16:44:27.167
3	2:11.427 P	38.886	42.422	50.119	242.6	16:46:44.043	3	2:02.240	38.965	41.589	41.686	243.7	16:46:29.407
4	5:52.234	4:28.917	41.840	41.477	140.6	16:52:36.277	4	2:07.756	41.991	42.564	43.201	248.2	16:48:37.163
5	2:03.176	38.992	42.893	41.291	240.5	16:54:39.453	5	2:11.879 P	39.696	43.052	49.131	229.2	16:50:49.042
6	2:01.918	39.069	41.256	41.593	242.6	16:56:41.371	6	5:12.502	3:43.510	46.848	42.144	151.6	16:56:01.544
7	2:19.937 P	38.867	44.081	56.989	241.0	16:59:01.308	7	2:01.505	38.850	41.362	41.293	240.5	16:58:03.049
8	7:12.689	5:49.054	42.111	41.524	135.1	17:06:13.997	8	2:01.316	38.971	41.114	41.231	239.4	17:00:04.365
9	2:01.594	39.147	41.198	41.249	236.3	17:08:15.591	9	2:01.157	38.920	41.029	41.208	241.0	17:02:05.522
10	2:01.346	39.000	40.927	41.419	237.3	17:10:16.937	10	2:01.369	38.933	41.213	41.223	242.1	17:04:06.891
11	2:11.197 P	39.515	41.070	50.612	236.3	17:12:28.134	11	2:15.963 P	42.793	43.737	49.433	169.2	17:06:22.854

44

Salvatore Tavano

Cupra TCR 69

Jean-Karl Vernay

Audi RS3 LMS TCR

Scuderia Girasole

Leopard Lukoil Team

Lap D	Time	Sector 1	Sector 2	Sector 3	T. Spd	Elapsed	Lap D	Time	Sector 1	Sector 2	Sector 3	T. Spd	Elapsed
1	16:43:03.124 P	16:41:15.107	50.826	57.191	170.6	16:43:03.124	1	16:42:29.647	16:41:05.032	42.192	42.423	124.1	16:42:29.647
2	4:19.645	2:31.822	56.326	51.497	92.9	16:47:22.769	2	1:59.764	38.320	40.497	40.947	244.8	16:44:29.411
3	2:04.146	39.899	41.307	42.940	242.1	16:49:26.915	3	1:58.996	37.843	40.490	40.663	250.5	16:46:28.407
4	2:00.183	38.229	40.983	40.971	237.3	16:51:27.098	4	1:58.995	37.783	40.353	40.859	253.5	16:48:27.402
5	2:00.211	38.398	40.530	41.283	236.8	16:53:27.309	5	1:58.952	37.968	40.282	40.702	252.3	16:50:26.354
6	2:15.726 P	38.614	40.638	56.474	246.0	16:55:43.035	6	1:59.022	37.945	40.362	40.715	254.1	16:52:25.376
7	4:53.002	3:22.319	45.582	45.101	169.0	17:00:36.037	7	1:59.326	38.212	40.406	40.708	249.4	16:54:24.702
8	2:04.593	38.867	41.402	44.324	248.2	17:02:40.630	8	1:58.991	38.044	40.310	40.637	250.5	16:56:23.693
9	2:00.308	38.327	40.854	41.127	246.5	17:04:40.938	9	2:00.745	38.929	40.560	41.256	244.8	16:58:24.438
10	2:03.081	38.430	43.242	41.409	248.2	17:06:44.019	10	1:59.130	37.769	40.616	40.745	253.5	17:00:23.568
11	2:06.232	42.629	42.359	41.244	192.8	17:08:50.251	11	1:58.889	37.881	40.465	40.543	254.1	17:02:22.457
12	2:16.112 P	38.606	41.344	56.162	244.3	17:11:06.363	12	2:12.658 P	38.971	44.489	49.198	244.8	17:04:35.115
							13	2:49.103 P	1:16.014	42.781	50.308	176.7	17:07:24.218





Autodromo Nazionale Monza

TCR Europe Free Practice - 2 Lap Analysis



76

Daniele Cappellari

Volkswagen Golf GTI TCR

Cappellari Reparto Corse

88

Maxime Potty

Volkswagen Golf GTI TCR

Comtoy Racing

Lap	D	Time	Sector 1	Sector 2	Sector 3	T. Spd	Elapsed	Lap	D	Time	Sector 1	Sector 2	Sector 3	T. Spd	Elapsed
1		16:43:58.818	16:41:55.533	1:02.233	1:01.052	103.9	16:43:58.818	1		16:42:30.185	16:41:06.307	41.816	42.062	141.7	16:42:30.185
2		2:31.644	54.730	50.340	46.574	140.4	16:46:30.462	2		2:07.021	38.416	40.471	48.134	238.4	16:44:37.206
3		2:07.037	40.006	43.089	43.942	225.9	16:48:37.499	3		2:00.553	38.179	40.370	42.004	246.5	16:46:37.759
4		2:05.677	39.713	42.994	42.970	207.2	16:50:43.176	4		1:59.856	38.391	40.590	40.875	241.0	16:48:37.615
5		2:03.823	38.999	42.624	42.200	234.2	16:52:46.999	5		2:00.012	38.778	40.586	40.648	233.7	16:50:37.627
6		2:03.573	38.960	41.834	42.779	238.9	16:54:50.572	6		1:59.917	38.470	40.708	40.739	245.4	16:52:37.544
7		2:03.662	38.994	42.257	42.411	228.3	16:56:54.234	7		2:05.647 P	38.260	40.771	46.616	250.0	16:54:43.191
8		2:03.132	39.080	41.605	42.447	224.0	16:58:57.366	8		7:36.095	6:12.936	41.636	41.523	93.4	17:02:19.286
9		2:02.718	38.688	41.684	42.346	242.6	17:01:00.084	9		1:59.810	38.482	40.389	40.939	241.6	17:04:19.096
10		2:02.743	38.686	41.564	42.493	238.4	17:03:02.827	10		2:00.088	38.257	40.290	41.541	242.1	17:06:19.184
11		2:22.619 P	38.758	46.780	57.081	229.7	17:05:25.446	11		1:59.308	38.333	40.285	40.690	244.8	17:08:18.492
12		3:51.224 P	2:14.438	42.643	54.143	172.5	17:09:16.670	12		2:08.153 P	38.627	41.265	48.261	232.7	17:10:26.645
13		3:23.385 P	1:25.047	46.166	1:12.172	118.1	17:12:40.055								

77

Roberto Russo

Subaru WRX STI TCR

Race Republic-Top Run

94

Kris Richard

Hyundai i30 N TCR

Target Competition

Lap	D	Time	Sector 1	Sector 2	Sector 3	T. Spd	Elapsed	Lap	D	Time	Sector 1	Sector 2	Sector 3	T. Spd	Elapsed
1		16:42:26.173	16:40:57.076	45.355	43.742	117.2	16:42:26.173	1		16:42:22.031	16:40:56.902	42.988	42.141	128.7	16:42:22.031
2		2:05.143	39.320	43.024	42.799	219.9	16:44:31.316	2		2:01.159	39.242	40.647	41.270	236.8	16:44:23.190
3		2:17.712 P	39.228	43.296	55.188	211.3	16:46:49.028	3		2:00.813	38.999	40.591	41.223	239.4	16:46:24.003
4		4:37.204 P	2:58.197	44.919	54.088	171.4	16:51:26.232	4		2:01.045	38.879	40.823	41.343	240.0	16:48:25.048
5		6:09.671	4:43.943	42.672	43.056	165.8	16:57:35.903	5		2:00.661	38.762	40.695	41.204	239.4	16:50:25.709
6		2:02.542	38.748	41.670	42.124	236.8	16:59:38.445	6		2:10.431 P	39.454	40.562	50.415	237.3	16:52:36.140
7		2:01.723	38.507	41.513	41.703	241.0	17:01:40.168	7		4:29.312	3:05.064	42.527	41.721	167.1	16:57:05.452
8		2:01.657	38.483	41.117	42.057	232.2	17:03:41.825	8		2:00.324	38.795	40.269	41.260	240.5	16:59:05.776
9		2:15.262 P	39.655	43.262	52.345	203.7	17:05:57.087	9		1:59.878	38.595	40.246	41.037	240.0	17:01:05.654
								10		1:59.526	38.456	40.131	40.939	241.6	17:03:05.180
								11		2:16.074 P	40.311	41.922	53.841	240.5	17:05:21.254
								12		5:02.798 P	3:29.060	41.382	52.356	178.8	17:10:24.052

79

Jose M. Sapag

Cupra TCR

Baporo Motorsport

99


Josh Files

Honda Civic Type R FK7 TCR

Hell Energy Racing with KCMG

Lap	D	Time	Sector 1	Sector 2	Sector 3	T. Spd	Elapsed	Lap	D	Time	Sector 1	Sector 2	Sector 3	T. Spd	Elapsed
1		16:43:56.623	16:41:59.096	1:01.088	56.439	144.9	16:43:56.623	1		16:42:26.670	16:40:58.957	43.728	43.985	165.6	16:42:26.670
2		2:01.485	38.817	41.358	41.310	235.8	16:45:58.108	2		2:11.406 P	39.051	42.347	50.008	227.3	16:44:38.076
3		2:00.979	38.544	41.175	41.260	244.8	16:47:59.087	3		8:13.545	6:50.469	41.243	41.833	184.3	16:52:51.621
4		2:00.695	38.362	41.002	41.331	247.1	16:49:59.782	4		1:59.910	38.572	40.441	40.897	242.6	16:54:51.531
5		2:01.073	38.454	41.273	41.346	247.7	16:52:00.855	5		2:00.507	38.452	41.174	40.881	242.6	16:56:52.038
6		2:26.324	50.814	53.940	41.570	171.7	16:54:27.179	6		2:15.242 P	38.515	40.522	56.205	242.6	16:59:07.280
7		2:16.051	38.337	48.316	49.398	248.8	16:56:43.230	7		5:43.213	4:15.077	44.755	43.381	105.9	17:04:50.493
8		2:02.271	38.425	41.196	42.650	248.8	16:58:45.501	8		1:58.886	38.366	39.954	40.566	242.1	17:06:49.379
9		2:11.569 P	38.272	41.119	52.178	246.5	17:00:57.070	9		2:10.282	40.930	43.806	45.546	198.8	17:08:59.661
10		5:04.162	3:40.321	42.181	41.660	136.7	17:06:01.232	10		2:13.379 P	38.972	40.171	54.236	231.7	17:11:13.040
11		1:59.887	38.172	40.518	41.197	246.5	17:08:01.119								
12		2:50.941 P	38.653	56.735	1:15.553	242.1	17:10:52.060								





Autodromo Nazionale Monza

TCR Europe

Free Practice - 2

Lap Analysis



630

Benjamin Lessennes

Honda Civic Type R FK7 TCR

Autodis Racing by THX

Lap	D	Time	Sector 1	Sector 2	Sector 3	T. Spd	Elapsed
1		16:42:30.917	16:41:06.991	41.966	41.960	148.1	16:42:30.917
2		2:01.322	38.851	41.125	41.346	241.6	16:44:32.239
3		2:10.045 P	38.722	42.345	48.978	243.2	16:46:42.284
4		4:02.165	2:36.401	41.644	44.120	178.2	16:50:44.449
5		2:01.262	38.610	41.090	41.562	243.7	16:52:45.711
6		2:01.161	38.701	40.967	41.493	242.1	16:54:46.872
7		2:09.529 P	38.701	40.947	49.881	242.6	16:56:56.401
8		3:45.879	2:22.261	41.610	42.008	178.2	17:00:42.280
9		2:08.291 P	38.588	40.904	48.799	243.7	17:02:50.571
10		3:30.005	2:00.087	45.414	44.504	133.8	17:06:20.576
11		2:00.566	38.777	40.563	41.226	242.6	17:08:21.142
12		2:00.522	38.670	40.537	41.315	243.2	17:10:21.664
13		2:45.477 P	46.725	52.003	1:06.749	158.3	17:13:07.141

999

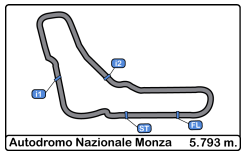
Dániel Nagy

Hyundai i30 N TCR

M1RA

Lap	D	Time	Sector 1	Sector 2	Sector 3	T. Spd	Elapsed
1		16:42:53.416	16:41:10.192	52.600	50.624	126.0	16:42:53.416
2		2:35.533 P	48.935	47.562	59.036	184.3	16:45:28.949
3		5:02.303	3:26.669	45.807	49.827	148.3	16:50:31.252
4		2:00.682	38.678	40.751	41.253	243.7	16:52:31.934
5		2:02.424	38.923	40.905	42.596	238.9	16:54:34.358
6		2:00.652	38.739	40.590	41.323	244.3	16:56:35.010
7		2:17.900 P	38.953	43.989	54.958	244.8	16:58:52.910
8		4:59.793	3:31.373	45.076	43.344	135.5	17:03:52.703
9		1:59.987	38.661	40.489	40.837	241.6	17:05:52.690
10		2:02.121	38.779	41.783	41.559	236.8	17:07:54.811
11		2:05.475	42.182	41.341	41.952	209.7	17:10:00.286
12		2:14.025 P	39.176	40.692	54.157	222.6	17:12:14.311





Autodromo Nazionale Monza

TCR Europe

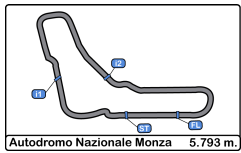
Free Practice - 2

Best Sectors Results



Sector - 1				Sector - 2				Sector - 3				Ideal Lap vs Best Lap			
Clas	Nº	Driver	Time	Nº	Driver	Time	Nº	Driver	Time	Clas	Nº	Driver	Ideal Lap	Best Lap	Clas
1	69	Jean-Karl Vernay	37.769	62	Dušan Borkovic	39.907	69	Jean-Karl Vernay	40.543	1	69	Jean-Karl Vernay	1:58.594	1:58.889	2
2	25	Mikel Azcona	38.071	99	Josh Files	39.954	99	Josh Files	40.566	2	25	Mikel Azcona	1:58.867	1:59.078	3
3	38	Danny Kroes	38.160	25	Mikel Azcona	40.102	88	Maxime Potty	40.648	3	99	Josh Files	1:58.886	1:58.886	1
4	79	Jose M. Sapag	38.172	94	Kris Richard	40.131	25	Mikel Azcona	40.694	4	88	Maxime Potty	1:59.112	1:59.308	5
5	88	Maxime Potty	38.179	15	Peter Terting	40.273	62	Dušan Borkovic	40.765	5	62	Dušan Borkovic	1:59.162	1:59.213	4
6	18	Fabrizio Giovanardi	38.191	69	Jean-Karl Vernay	40.282	8	Reece Barr	40.776	6	94	Kris Richard	1:59.526	1:59.526	6
7	44	Salvatore Tavano	38.229	88	Maxime Potty	40.285	999	Dániel Nagy	40.837	7	8	Reece Barr	1:59.628	1:59.711	7
8	23	Francisco Abreu	38.237	8	Reece Barr	40.299	15	Peter Terting	40.873	8	15	Peter Terting	1:59.725	2:00.045	11
9	3	Cosimo Barberini	38.275	16	Nicola Baldan	40.345	32	Oliver Taylor	40.906	9	44	Salvatore Tavano	1:59.730	2:00.183	13
10	99	Josh Files	38.366	999	Dániel Nagy	40.489	34	Stian Paulsen	40.934	10	38	Danny Kroes	1:59.821	2:00.065	12
11	32	Oliver Taylor	38.427	9	Attila Tassi	40.505	94	Kris Richard	40.939	11	18	Fabrizio Giovanardi	1:59.869	1:59.991	10
12	94	Kris Richard	38.456	79	Jose M. Sapag	40.518	11	Jens Reno Møller	40.949	12	79	Jose M. Sapag	1:59.887	1:59.887	8
13	34	Stian Paulsen	38.468	44	Salvatore Tavano	40.530	44	Salvatore Tavano	40.971	13	999	Dániel Nagy	1:59.987	1:59.987	9
14	77	Roberto Russo	38.483	630	Benjamin Lessennes	40.537	38	Danny Kroes	41.017	14	23	Francisco Abreu	2:00.066	2:00.298	14
15	62	Dušan Borkovic	38.490	3	Cosimo Barberini	40.589	23	Francisco Abreu	41.024	15	34	Stian Paulsen	2:00.147	2:00.550	20
16	8	Reece Barr	38.553	18	Fabrizio Giovanardi	40.643	18	Fabrizio Giovanardi	41.035	16	3	Cosimo Barberini	2:00.173	2:00.298	15
17	15	Peter Terting	38.579	38	Danny Kroes	40.644	9	Attila Tassi	41.098	17	9	Attila Tassi	2:00.198	2:00.461	17
18	63	Benjamin Lessennes	38.588	10	Viktor Davidovsky	40.667	16	Nicola Baldan	41.147	18	32	Oliver Taylor	2:00.223	2:00.518	18
19	11	Jens Reno Møller	38.592	7	Igor Stefanovski	40.698	79	Jose M. Sapag	41.197	19	16	Nicola Baldan	2:00.265	2:00.316	16
20	9	Attila Tassi	38.595	34	Stian Paulsen	40.745	63	Giovanni Altoè	41.208	20	11	Jens Reno Møller	2:00.306	2:00.550	21
21	17	Martin Ryba	38.649	11	Jens Reno Møller	40.765	630	Benjamin Lessennes	41.226	21	630	Benjamin Lessennes	2:00.351	2:00.522	19
22	99	Dániel Nagy	38.661	23	Francisco Abreu	40.805	7	Igor Stefanovski	41.242	22	7	Igor Stefanovski	2:00.659	2:00.848	22
23	76	Daniele Cappellari	38.686	32	Oliver Taylor	40.890	42	Stefano Comini	41.249	23	10	Viktor Davidovsky	2:00.723	2:01.053	23
24	10	Viktor Davidovsky	38.699	42	Stefano Comini	40.927	3	Cosimo Barberini	41.309	24	42	Stefano Comini	2:00.988	2:01.212	25
25	7	Igor Stefanovski	38.719	63	Giovanni Altoè	41.029	10	Viktor Davidovsky	41.357	25	63	Giovanni Altoè	2:01.087	2:01.157	24
26	16	Nicola Baldan	38.773	77	Roberto Russo	41.117	77	Roberto Russo	41.703	26	77	Roberto Russo	2:01.303	2:01.657	26
27	42	Stefano Comini	38.812	17	Martin Ryba	41.118	17	Martin Ryba	42.116	27	17	Martin Ryba	2:01.883	2:02.371	27
28	63	Giovanni Altoè	38.850	76	Daniele Cappellari	41.564	76	Daniele Cappellari	42.200	28	76	Daniele Cappellari	2:02.450	2:02.718	28





Autodromo Nazionale Monza

TCR Europe

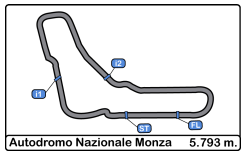
Free Practice - 2

Best 5 Lap Times



Cls	N°	Driver	Nat	Team	Nat	Vehicle	Best 1		Best 2		Best 3		Best 4		Best 5	
							Time	Lap	Time	Lap	Time	Lap	Time	Lap	Time	Lap
1	99	Josh Files	GBR	Hell Energy Racing with KCMG	GBR	Honda Civic Type R FK7 TCR	1:58.886	8	1:59.910	4	2:00.507	5	2:10.282	9	2:11.406	2
2	69	Jean-Karl Vernay	FRA	Leopard Lukoil Team	FRA	Audi RS3 LMS TCR	1:58.889	11	1:58.952	5	1:58.991	8	1:58.995	4	1:58.996	3
3	25	Mikel Azcona	ESP	PCR Sport	ESP	Cupra TCR	1:59.078	8	1:59.189	12	1:59.915	3	2:00.178	4	2:01.556	5
4	62	Dušan Borkovic	SRB	Target Competition	SRB	Hyundai i30 N TCR	1:59.213	9	1:59.224	8	2:00.064	7	2:00.717	4	2:00.725	3
5	88	Maxime Potty	BEL	Comtoy Racing	BEL	Volkswagen Golf GTI TCR	1:59.308	11	1:59.810	9	1:59.856	4	1:59.917	6	2:00.012	5
6	94	Kris Richard	SUI	Target Competition	SUI	Hyundai i30 N TCR	1:59.526	10	1:59.878	9	2:00.324	8	2:00.661	5	2:00.813	3
7	8	Reece Barr	IRE	Target Competition	IRE	Hyundai i30 N TCR	1:59.711	8	1:59.939	7	2:00.430	9	2:01.101	4	2:01.769	3
8	79	Jose M. Sapag	ARG	Baporo Motorsport	ARG	Cupra TCR	1:59.887	11	2:00.695	4	2:00.979	3	2:01.073	5	2:01.485	2
9	999	Dániel Nagy	HUN	M1RA	HUN	Hyundai i30 N TCR	1:59.987	9	2:00.652	6	2:00.682	4	2:02.121	10	2:02.424	5
10	18	Fabrizio	ITA	Team Mulsanne	ITA	Alfa Romeo Giulietta TCR	1:59.991	8	2:00.256	2	2:00.377	7	2:00.474	4	2:02.020	3
11	15	Peter Terting	DEU	Autodis Racing by Piro Sports	DEU	Hyundai i30 N TCR	2:00.045	9	2:00.108	7	2:01.271	6	2:01.428	3	2:01.465	2
12	38	Danny Kroes	NED	PCR Sport	NED	Cupra TCR	2:00.065	6	2:00.107	10	2:00.314	4	2:00.365	11	2:00.494	5
13	44	Salvatore Tavano	ITA	Scuderia Girasole	ITA	Cupra TCR	2:00.183	4	2:00.211	5	2:00.308	9	2:03.081	10	2:04.146	3
14	23	Francisco Abreu	POR	Sports & You	POR	Peugeot 308 TCR	2:00.295	11	2:00.558	8	2:01.287	3	2:01.316	12	2:01.444	4
15	3	Cosimo Barberini	ITA	Race Republic	ITA	Subaru WRX STI TCR	2:00.298	5	2:00.368	6	2:00.883	7	2:01.852	3	2:02.422	2
16	16	Nicola Baldan	ITA	M1RA	ITA	Hyundai i30 N TCR	2:00.316	10	2:00.796	5	2:01.185	6	2:02.054	9	2:02.554	4
17	9	Attila Tassi	HUN	Hell Energy Racing with KCMG	HUN	Honda Civic Type R FK7 TCR	2:00.461	9	2:00.598	3	2:00.698	6	2:00.897	11	2:07.655	7
18	32	Oliver Taylor	GBR	Pyro Motorsport	GBR	Honda Civic Type R FK7 TCR	2:00.518	9	2:00.663	7	2:00.900	6	2:00.909	8	2:03.978	3
19	630	Benjamin	BEL	Autodis Racing by THX	BEL	Honda Civic Type R FK7 TCR	2:00.522	12	2:00.566	11	2:01.161	6	2:01.262	5	2:01.322	2
20	11	Jens Reno Møller	DEN	Reno Racing	DEN	Honda Civic Type R FK7 TCR	2:00.550	10	2:00.716	11	2:01.351	2	2:01.457	3	2:01.498	4
21	34	Stian Paulsen	NOR	Stian Paulsen Racing	NOR	Cupra TCR	2:00.550	10	2:01.398	3	2:01.441	8	2:01.877	5	2:02.385	4
22	7	Igor Stefanovski	MKD	Stefanovski Racing Team	MKD	Hyundai i30 N TCR	2:00.848	9	2:01.120	10	2:01.280	8	2:01.410	5	2:02.232	4
23	10	Viktor Davidovsky	MKD	PSS Racing Team	MKD	Honda Civic Type R FK7 TCR	2:01.053	10	2:01.374	9	2:01.749	3	2:02.073	8	2:02.094	4
24	63	Giovanni Altoè	ITA	Pit Lane Competizioni	ITA	Audi RS3 LMS TCR DSG	2:01.157	9	2:01.316	8	2:01.369	10	2:01.505	7	2:02.240	3
25	42	Stefano Comini	SUI	Autodis Racing by THX	SUI	Honda Civic Type R FK7 TCR	2:01.212	2	2:01.346	10	2:01.594	9	2:01.918	6	2:03.176	5
26	77	Roberto Russo	ITA	Race Republic-Top Run	ITA	Subaru WRX STI TCR	2:01.657	8	2:01.723	7	2:02.542	6	2:05.143	2	2:15.262	9
27	17	Martin Ryba	SVK	Brutal Fish Racing Team	SVK	Volkswagen Golf GTI TCR	2:02.371	4	2:04.147	3	2:10.259	2	2:11.250	7	2:13.836	9
28	76	Daniele Cappellari	ITA	Cappellari Reparto Corse	ITA	Volkswagen Golf GTI TCR	2:02.718	9	2:02.743	10	2:03.132	8	2:03.573	6	2:03.662	7





Autodromo Nazionale Monza

TCR Europe

Free Practice - 2

Best 5 Top Speeds



Cls	N°	Driver	Nat	Team	Nat	Vehicle	Top 1		Top 2		Top 3		Top 4		Top 5		Avg
							Km/h	Lap	Km/h	Lap	Km/h	Lap	Km/h	Lap	Km/h	Lap	
1	69	Jean-Karl Vernay	FRA	Leopard Lukoil Team	FRA	Audi RS3 LMS TCR	254.1	6	254.1	11	253.5	4	253.5	10	252.3	5	253.5
2	88	Maxime Potty	BEL	Comtoy Racing	BEL	Volkswagen Golf GTI TCR	250.0	7	246.5	3	245.4	6	244.8	11	242.1	10	245.8
3	79	Jose M. Sapag	ARG	Baporo Motorsport	ARG	Cupra TCR	248.8	7	248.8	8	247.7	5	247.1	4	246.5	9	247.8
4	34	Stian Paulsen	NOR	Stian Paulsen Racing	NOR	Cupra TCR	248.2	8	246.5	4	243.7	5	241.6	6	240.5	3	244.1
5	44	Salvatore Tavano	ITA	Scuderia Girasole	ITA	Cupra TCR	248.2	8	248.2	10	246.5	9	246.0	6	244.3	12	246.6
6	63	Giovanni Altoè	ITA	Pit Lane Competizioni	ITA	Audi RS3 LMS TCR DSG	248.2	4	243.7	3	243.2	2	242.1	10	241.0	9	243.7
7	3	Cosimo Barberini	ITA	Race Republic	ITA	Subaru WRX STI TCR	247.1	5	246.0	4	245.4	3	244.8	6	244.8	8	245.6
8	25	Mikel Azcona	ESP	PCR Sport	ESP	Cupra TCR	247.1	8	246.5	10	245.4	9	244.8	12	243.2	3	245.4
9	38	Danny Kroes	NED	PCR Sport	NED	Cupra TCR	246.5	6	245.4	4	245.4	11	242.6	5	242.6	7	244.5
10	23	Francisco Abreu	POR	Sports & You	POR	Peugeot 308 TCR	246.0	7	245.4	2	245.4	9	244.8	5	244.8	12	245.3
11	18	Fabrizio	ITA	Team Mulsanne	ITA	Alfa Romeo Giulietta TCR	245.4	3	243.7	8	243.2	10	242.6	4	242.6	5	243.5
12	32	Oliver Taylor	GBR	Pyro Motorsport	GBR	Honda Civic Type R FK7 TCR	244.8	7	243.7	8	243.2	9	238.9	4	238.4	3	241.8
13	999	Dániel Nagy	HUN	M1RA	HUN	Hyundai i30 N TCR	244.8	7	244.3	6	243.7	4	241.6	9	238.9	5	242.7
14	7	Igor Stefanovski	MKD	Stefanovski Racing Team	MKD	Hyundai i30 N TCR	244.3	8	243.2	4	242.1	9	242.1	10	241.6	5	242.7
15	630	Benjamin	BEL	Autodis Racing by THX	BEL	Honda Civic Type R FK7 TCR	243.7	5	243.7	9	243.2	3	243.2	12	242.6	7	243.3
16	8	Reece Barr	IRE	Target Competition	IRE	Hyundai i30 N TCR	243.2	4	243.2	8	242.6	9	241.6	7	235.2	2	241.2
17	9	Attila Tassi	HUN	Hell Energy Racing with KCMG	HUN	Honda Civic Type R FK7 TCR	243.2	3	242.6	9	242.1	4	241.6	6	241.6	7	242.2
18	10	Viktor Davidovsky	MKD	PSS Racing Team	MKD	Honda Civic Type R FK7 TCR	243.2	4	243.2	5	242.6	3	242.6	6	241.0	9	242.5
19	15	Peter Terting	DEU	Autodis Racing by Piro Sports	DEU	Hyundai i30 N TCR	243.2	8	242.6	4	242.6	9	242.1	6	242.1	10	242.5
20	17	Martin Ryba	SVK	Brutal Fish Racing Team	SVK	Volkswagen Golf GTI TCR	243.2	4	242.6	7	241.0	9	237.3	3	229.7	5	238.8
21	62	Dušan Borkovic	SRB	Target Competition	SRB	Hyundai i30 N TCR	243.2	9	241.0	3	241.0	4	241.0	7	240.5	8	241.3
22	11	Jens Reno Møller	DEN	Reno Racing	DEN	Honda Civic Type R FK7 TCR	242.6	3	242.6	5	241.6	2	241.6	7	241.6	9	242.0
23	42	Stefano Comini	SUI	Autodis Racing by THX	SUI	Honda Civic Type R FK7 TCR	242.6	3	242.6	6	241.6	2	241.0	7	240.5	5	241.7
24	76	Daniele Cappellari	ITA	Cappellari Reparto Corse	ITA	Volkswagen Golf GTI TCR	242.6	9	238.9	6	238.4	10	234.2	5	229.7	11	236.8
25	99	Josh Files	GBR	Hell Energy Racing with KCMG	GBR	Honda Civic Type R FK7 TCR	242.6	4	242.6	5	242.6	6	242.1	8	231.7	10	240.4
26	94	Kris Richard	SUI	Target Competition	SUI	Hyundai i30 N TCR	241.6	10	240.5	8	240.5	11	240.0	4	240.0	9	240.5
27	77	Roberto Russo	ITA	Race Republic-Top Run	ITA	Subaru WRX STI TCR	241.0	7	236.8	6	232.2	8	219.9	2	211.3	3	228.2
28	16	Nicola Baldan	ITA	M1RA	ITA	Hyundai i30 N TCR	240.5	5	239.4	10	238.9	4	237.8	6	237.3	9	238.8





Autodromo Nazionale Monza

TCR Europe

Free Practice - 2

Fastest Laps Sequence



Lap	Time of Day	Session Time	N°	Driver	Nat	Team	Nat	Vehicle	Time	Km/h
2	16:44:23.190	4:23.190	94	Kris Richard	SUI	Target Competition	SUI	Hyundai i30 N TCR	2:01.159	172.1
2	16:44:29.411	4:29.411	69	Jean-Karl Vernay	FRA	Leopard Lukoil Team	FRA	Audi RS3 LMS TCR	1:59.764	174.1
3	16:46:28.407	6:28.407	69	Jean-Karl Vernay	FRA	Leopard Lukoil Team	FRA	Audi RS3 LMS TCR	1:58.996	175.2
4	16:48:27.402	8:27.402	69	Jean-Karl Vernay	FRA	Leopard Lukoil Team	FRA	Audi RS3 LMS TCR	1:58.995	175.2
5	16:50:26.354	10:26.354	69	Jean-Karl Vernay	FRA	Leopard Lukoil Team	FRA	Audi RS3 LMS TCR	1:58.952	175.3
11	17:02:22.457	22:22.457	69	Jean-Karl Vernay	FRA	Leopard Lukoil Team	FRA	Audi RS3 LMS TCR	1:58.889	175.4
8	17:06:49.379	26:49.379	99	Josh Files	GBR	Hell Energy Racing with KCMG	GBR	Honda Civic Type R FK7 TCR	1:58.886	175.4





Autodromo Nazionale Monza

TCR Europe


Free Practice - 2

Event Best Maximum Speed



N°	Driver	Nat	Team	Nat	Vehicle	Km/h	Session
69	Jean-Karl Vernay	FRA	Leopard Lukoil Team	FRA	Audi RS3 LMS TCR	254.7	Free Practice - 1
44	Salvatore Tavano	ITA	Scuderia Girasole	ITA	Cupra TCR	250.5	Free Practice - 1
88	Maxime Potty	BEL	Comtoy Racing	BEL	Volkswagen Golf GTI TCR	250.0	Free Practice - 2
3	Cosimo Barberini	ITA	Race Republic	ITA	Subaru WRX STI TCR	249.4	Free Practice - 1
38	Danny Kroes	NED	PCR Sport	NED	Cupra TCR	249.4	Free Practice - 1
79	Jose M. Sapag	ARG	Baporo Motorsport	ARG	Cupra TCR	248.8	Free Practice - 2
63	Giovanni Altoè	ITA	Pit Lane Competizioni	ITA	Audi RS3 LMS TCR DSG	248.2	Free Practice - 2
34	Stian Paulsen	NOR	Stian Paulsen Racing	NOR	Cupra TCR	248.2	Free Practice - 2
25	Mikel Azcona	ESP	PCR Sport	ESP	Cupra TCR	247.7	Free Practice - 1
18	Fabrizio Giovanar	ITA	Team Mulsanne	ITA	Alfa Romeo Giulietta TCR	247.1	Free Practice - 1
23	Francisco Abreu	POR	Sports & You	POR	Peugeot 308 TCR	246.0	Free Practice - 2
62	Dušan Borkovic	SRB	Target Competition	SRB	Hyundai i30 N TCR	245.4	Free Practice - 1
999	Dániel Nagy	HUN	M1RA	HUN	Hyundai i30 N TCR	245.4	Free Practice - 1
7	Igor Stefanovski	MKD	Stefanovski Racing Team	MKD	Hyundai i30 N TCR	244.8	Free Practice - 1
32	Oliver Taylor	GBR	Pyro Motorsport	GBR	Honda Civic Type R FK7 TCR	244.8	Free Practice - 2
8	Reece Barr	IRE	Target Competition	IRE	Hyundai i30 N TCR	244.3	Free Practice - 1
94	Kris Richard	SUI	Target Competition	SUI	Hyundai i30 N TCR	243.7	Free Practice - 1
15	Peter Terting	DEU	Autodis Racing by Piro Sports	DEU	Hyundai i30 N TCR	243.7	Free Practice - 1
630	Benjamin Lessen	BEL	Autodis Racing by THX	BEL	Honda Civic Type R FK7 TCR	243.7	Free Practice - 2
42	Stefano Comini	SUI	Autodis Racing by THX	SUI	Honda Civic Type R FK7 TCR	243.2	Free Practice - 1
10	Viktor Davidovsky	MKD	PSS Racing Team	MKD	Honda Civic Type R FK7 TCR	243.2	Free Practice - 2
9	Attila Tassi	HUN	Hell Energy Racing with KCMG	HUN	Honda Civic Type R FK7 TCR	243.2	Free Practice - 2
17	Martin Ryba	SVK	Brutal Fish Racing Team	SVK	Volkswagen Golf GTI TCR	243.2	Free Practice - 2
11	Jens Reno Møller	DEN	Reno Racing	DEN	Honda Civic Type R FK7 TCR	242.6	Free Practice - 2
99	Josh Files	GBR	Hell Energy Racing with KCMG	GBR	Honda Civic Type R FK7 TCR	242.6	Free Practice - 2
76	Daniele Cappellar	ITA	Cappellari Reparto Corse	ITA	Volkswagen Golf GTI TCR	242.6	Free Practice - 2
77	Roberto Russo	ITA	Race Republic-Top Run	ITA	Subaru WRX STI TCR	241.0	Free Practice - 2
16	Nicola Baldan	ITA	M1RA	ITA	Hyundai i30 N TCR	240.5	Free Practice - 1





Autodromo Nazionale Monza
TCR Europe
Free Practice - 2
Pit Stop Analysis



7 Igor Stefanovski Hyundai Stefanovski Racing Team
 Hyundai i30 N TCR

Nr.	In Day Time	In Time	Out Time	Pit Time	T. Pit Time	Handicap	Penalty
1	16:53:21.545	16:53:21.545	16:55:55.621	2:34.076	2:34.076		
2	17:06:20.362	17:06:20.362	17:08:48.206	2:27.844	5:01.920		

8 Reece Barr Hyundai Target Competition
 Hyundai i30 N TCR

Nr.	In Day Time	In Time	Out Time	Pit Time	T. Pit Time	Handicap	Penalty
1	16:51:52.235	16:51:52.235	16:54:06.014	2:13.779	2:13.779		
2	17:04:18.556	17:04:18.556	17:06:34.024	2:15.468	4:29.247		

9 Attila Tassi Honda Hell Energy Racing with KCMG
 Honda Civic Type R FK7 TCR

Nr.	In Day Time	In Time	Out Time	Pit Time	T. Pit Time	Handicap	Penalty
1	16:42:29.752	16:42:29.752	16:45:14.390	2:44.638	2:44.638		
2	16:51:29.956	16:51:29.956	16:53:28.065	1:58.109	4:42.747		
3	16:59:48.272	16:59:48.272	17:02:37.311	2:49.039	7:31.786		

10 Viktor Davidovsky Honda PSS Racing Team
 Honda Civic Type R FK7 TCR

Nr.	In Day Time	In Time	Out Time	Pit Time	T. Pit Time	Handicap	Penalty
1	16:53:19.401	16:53:19.401	16:55:12.550	1:53.149	1:53.149		

11 Jens Reno Møller Honda Reno Racing
 Honda Civic Type R FK7 TCR

Nr.	In Day Time	In Time	Out Time	Pit Time	T. Pit Time	Handicap	Penalty
1	16:50:45.904	16:50:45.904	16:54:20.449	3:34.545	3:34.545		
2	16:58:27.828	16:58:27.828	17:02:06.635	3:38.807	7:13.352		

15 Peter Terting Hyundai Autodis Racing by Piro Sports
 Hyundai i30 N TCR

Nr.	In Day Time	In Time	Out Time	Pit Time	T. Pit Time	Handicap	Penalty
1	16:48:30.759	16:48:30.759	16:50:32.314	2:01.555	2:01.555		
2	17:05:12.938	17:05:12.938	17:07:26.017	2:13.079	4:14.634		

16 Nicola Baldan Hyundai M1RA
 Hyundai i30 N TCR

Nr.	In Day Time	In Time	Out Time	Pit Time	T. Pit Time	Handicap	Penalty
1	16:45:28.435	16:45:28.435	16:48:09.884	2:41.449	2:41.449		
2	16:58:54.772	16:58:54.772	17:01:39.809	2:45.037	5:26.486		

17 Martin Ryba Volkswagen Brutal Fish Racing Team
 Volkswagen Golf GTI TCR

Nr.	In Day Time	In Time	Out Time	Pit Time	T. Pit Time	Handicap	Penalty
1	16:52:20.389	16:52:20.389	16:54:21.343	2:00.954	2:00.954		
2	16:58:42.332	16:58:42.332	17:07:01.108	8:18.776	10:19.730		

18 Fabrizio Giovanardi Alfa Team Mulsanne
 Alfa Romeo Giulietta TCR

Nr.	In Day Time	In Time	Out Time	Pit Time	T. Pit Time	Handicap	Penalty
1	16:51:21.775	16:51:21.775	16:57:53.535	6:31.760	6:31.760		

23 Francisco Abreu Peugeot Sports & You
 Peugeot 308 TCR

Nr.	In Day Time	In Time	Out Time	Pit Time	T. Pit Time	Handicap	Penalty
1	16:50:54.852	16:50:54.852	16:56:11.464	5:16.612	5:16.612		

25 Mikel Azcona Cupra PCR Sport
 Cupra TCR

Nr.	In Day Time	In Time	Out Time	Pit Time	T. Pit Time	Handicap	Penalty
1	16:43:43.878	16:43:43.878	16:44:45.547	1:01.669	1:01.669		
2	16:55:32.238	16:55:32.238	16:58:27.731	2:55.493	3:57.162		

32 Oliver Taylor Honda Pyro Motorsport
 Honda Civic Type R FK7 TCR

Nr.	In Day Time	In Time	Out Time	Pit Time	T. Pit Time	Handicap	Penalty
1	16:49:19.060	16:49:19.060	16:52:14.281	2:55.221	2:55.221		
2	17:04:41.532	17:04:41.532	17:06:28.083	1:46.551	4:41.772		

34 Stian Paulsen Cupra Stian Paulsen Racing
 Cupra TCR

Nr.	In Day Time	In Time	Out Time	Pit Time	T. Pit Time	Handicap	Penalty
1	16:43:41.769	16:43:41.769	16:44:43.356	1:01.587	1:01.587		
2	16:55:41.882	16:55:41.882	16:58:24.907	2:43.025	3:44.612		

38 Danny Kroes Cupra PCR Sport
 Cupra TCR

Nr.	In Day Time	In Time	Out Time	Pit Time	T. Pit Time	Handicap	Penalty
1	16:44:39.932	16:44:39.932	16:47:12.435	2:32.503	2:32.503		
2	16:59:50.903	16:59:50.903	17:01:09.569	1:18.666	3:51.169		

42 Stefano Comini Honda Autodis Racing by THX
 Honda Civic Type R FK7 TCR

Nr.	In Day Time	In Time	Out Time	Pit Time	T. Pit Time	Handicap	Penalty
1	16:46:38.258	16:46:38.258	16:50:30.324	3:52.066	3:52.066		
2	16:58:55.624	16:58:55.624	17:04:06.248	5:10.624	9:02.690		

44 Salvatore Tavano Cupra Scuderia Girasole
 Cupra TCR


Nr.	In Day Time	In Time	Out Time	Pit Time	T. Pit Time	Handicap	Penalty
1	16:42:57.931	16:42:57.931	16:44:39.670	1:41.739	1:41.739		
2	16:55:37.576	16:55:37.576	16:58:23.186	2:45.610	4:27.349		

62 Dušan Borkovic Hyundai Target Competition
 Hyundai i30 N TCR

Nr.	In Day Time	In Time	Out Time	Pit Time	T. Pit Time	Handicap	Penalty
1	16:51:51.022	16:51:51.022	16:53:59.506	2:08.484	2:08.484		
2	17:04:25.936	17:04:25.936	17:06:09.662	1:43.726	3:52.210		
3	17:08:39.868	17:08:39.868	17:09:10.221	30.353	4:22.563		

63 Giovanni Altoè Audi Pit Lane Competizioni
 Audi RS3 LMS TCR DSG

Nr.	In Day Time	In Time	Out Time	Pit Time	T. Pit Time	Handicap	Penalty
1	16:50:43.738	16:50:43.738	16:53:35.866	2:52.128	2:52.128		





Autodromo Nazionale Monza

TCR Europe

Free Practice - 2

Pit Stop Analysis



69

Jean-Karl Vernay

Audi

Leopard Lukoil Team

Audi RS3 LMS TCR

Nr.	In Day Time	In Time	Out Time	Pit Time	T. Pit Time	Handicap	Penalty
1	17:04:29.821	17:04:29.821	17:04:57.010	27.189	27.189		

76

Daniele Cappellari

Volkswagen

Cappellari Reparto Corse

Volkswagen Golf GTI TCR

Nr.	In Day Time	In Time	Out Time	Pit Time	T. Pit Time	Handicap	Penalty
1	17:05:18.255	17:05:18.255	17:06:45.813	1:27.558	1:27.558		
2	17:09:09.999	17:09:09.999	17:09:49.484	39.485	2:07.043		

77

Roberto Russo

Subaru

Race Republic-Top Run

Subaru WRX STI TCR

Nr.	In Day Time	In Time	Out Time	Pit Time	T. Pit Time	Handicap	Penalty
1	16:46:42.947	16:46:42.947	16:49:05.231	2:22.284	2:22.284		
2	16:51:19.870	16:51:19.870	16:55:29.537	4:09.667	6:31.951		

79

Jose M. Sapag

Cupra

Baporo Motorsport

Cupra TCR

Nr.	In Day Time	In Time	Out Time	Pit Time	T. Pit Time	Handicap	Penalty
1	17:00:51.910	17:00:51.910	17:03:53.178	3:01.268	3:01.268		

88

Maxime Potty

Volkswagen

Comtoyou Racing

Volkswagen Golf GTI TCR

Nr.	In Day Time	In Time	Out Time	Pit Time	T. Pit Time	Handicap	Penalty
1	16:54:38.066	16:54:38.066	17:00:03.390	5:25.324	5:25.324		

94

Kris Richard

Hyundai

Target Competition

Hyundai i30 N TCR

Nr.	In Day Time	In Time	Out Time	Pit Time	T. Pit Time	Handicap	Penalty
1	16:52:30.907	16:52:30.907	16:55:00.693	2:29.786	2:29.786		
2	17:05:15.366	17:05:15.366	17:07:58.778	2:43.412	5:13.198		

99

Josh Files

Honda

Hell Energy Racing with KCMG

Honda Civic Type R FK7 TCR

Nr.	In Day Time	In Time	Out Time	Pit Time	T. Pit Time	Handicap	Penalty
1	16:44:32.573	16:44:32.573	16:50:49.630	6:17.057	6:17.057		
2	16:59:01.853	16:59:01.853	17:02:36.619	3:34.766	9:51.823		

630

Benjamin Lessennes

Honda

Autodis Racing by THX

Honda Civic Type R FK7 TCR

Nr.	In Day Time	In Time	Out Time	Pit Time	T. Pit Time	Handicap	Penalty
1	16:46:37.049	16:46:37.049	16:48:25.185	1:48.136	1:48.136		
2	16:56:51.193	16:56:51.193	16:58:26.303	1:35.110	3:23.246		
3	17:02:45.332	17:02:45.332	17:04:05.109	1:19.777	4:43.023		

999


Dániel Nagy


Hyundai

M1RA

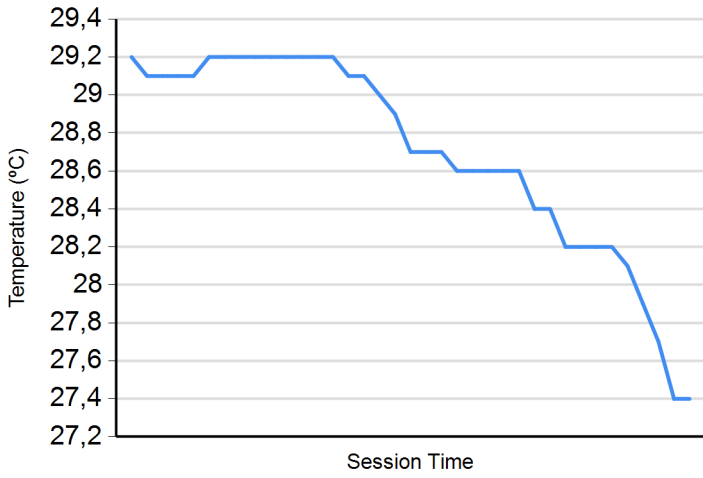
Hyundai i30 N TCR

Nr.	In Day Time	In Time	Out Time	Pit Time	T. Pit Time	Handicap	Penalty
1	16:45:23.659	16:45:23.659	16:48:11.300	2:47.641	2:47.641		
2	16:58:47.560	16:58:47.560	17:01:41.056	2:53.496	5:41.137		

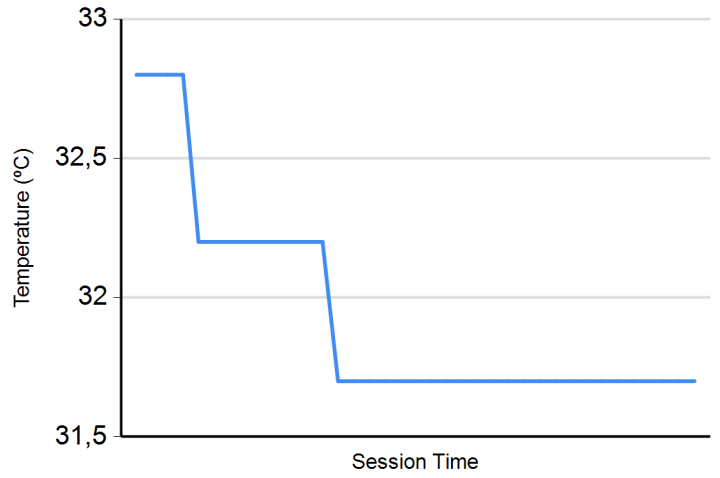




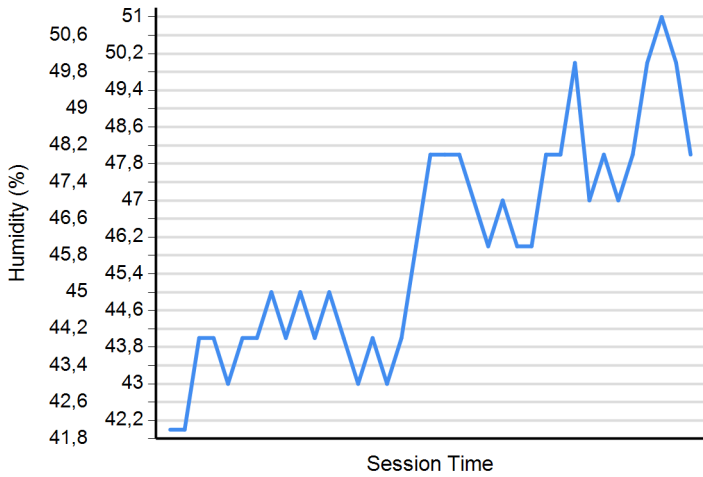
Air Temperature



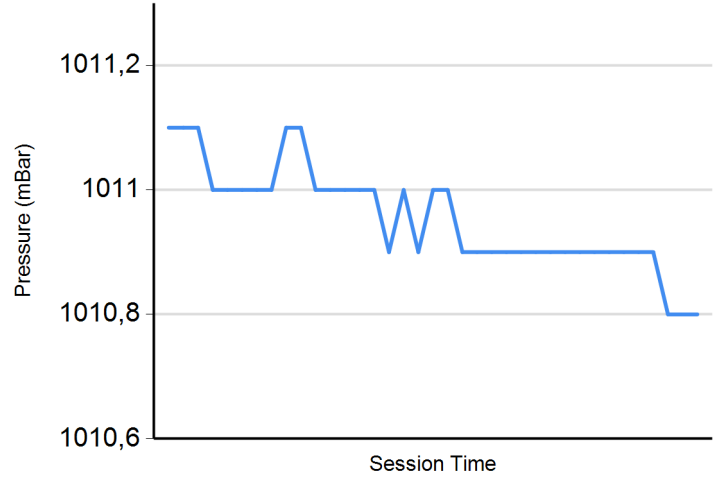
Track Temperature



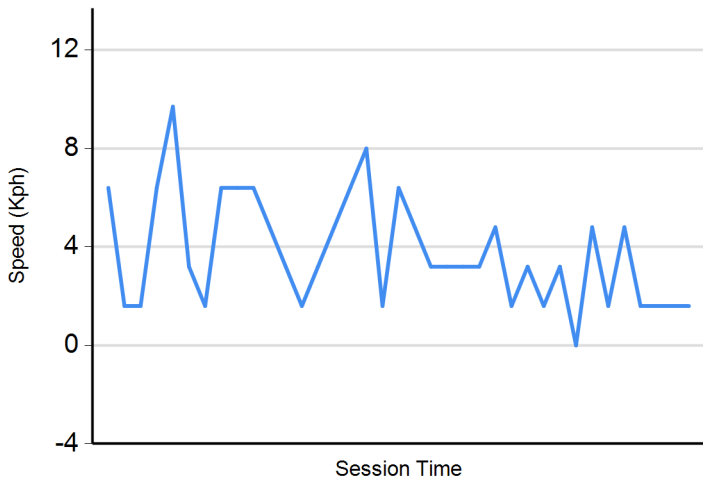
Humidity



Pressure

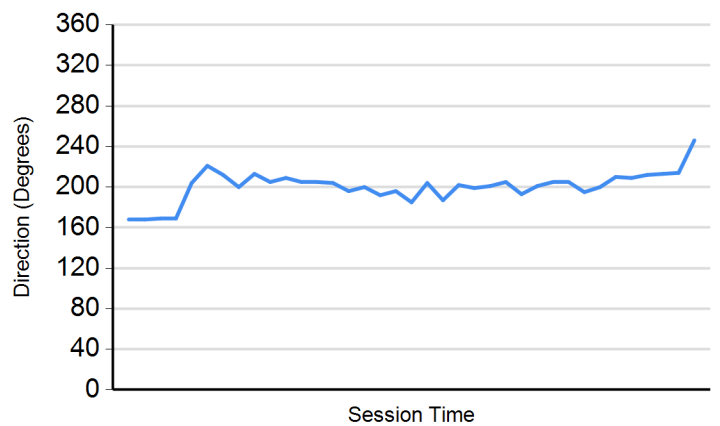


Wind Speed



Wind direction

North = 0°/360° Est = 90° South = 180° West = 270°





Autodromo Nazionale Monza

TCR Europe


Free Practice 1 - 2

Results



Cls	N°	Driver	Nat	Team	Nat	Vehicle	Laps	Free Practice - 1	Free Practice - 2	Best	Gap	Interval	Km/h		
1	69	Jean-Karl Vernay	FRA	Leopard Lukoil Team	FRA	Audi RS3 LMS TCR	23	1:58.783	9	1:58.889	11	1:58.783	175.5		
2	99	Josh Files	GBR	Hell Energy Racing with KCMG	GBR	Honda Civic Type R FK7 TCR	12	19:54.43	2	1:58.886	8	1:58.886	0.103	0.103	175.4
3	25	Mikel Azcona	ESP	PCR Sport	ESP	Cupra TCR	28	1:59.591	11	1:59.078	8	1:59.078	0.295	0.192	175.1
4	62	Dušan Borkovic	SRB	Target Competition	SRB	Hyundai i30 N TCR	26	2:00.132	12	1:59.213	9	1:59.213	0.430	0.135	174.9
5	88	Maxime Potty	BEL	Comtoy Racing	BEL	Volkswagen Golf GTI TCR	24	1:59.321	9	1:59.308	11	1:59.308	0.525	0.095	174.7
6	18	Fabrizio Giovanardi	ITA	Team Mulsanne	ITA	Alfa Romeo Giulietta TCR	19	1:59.519	5	1:59.991	8	1:59.519	0.736	0.211	174.4
7	94	Kris Richard	SUI	Target Competition	SUI	Hyundai i30 N TCR	23	2:01.052	5	1:59.526	10	1:59.526	0.743	0.007	174.4
8	8	Reece Barr	IRE	Target Competition	IRE	Hyundai i30 N TCR	25	2:00.950	7	1:59.711	8	1:59.711	0.928	0.185	174.2
9	79	Jose M. Sapag	ARG	Baporo Motorsport	ARG	Cupra TCR	22	2:01.793	9	1:59.887	11	1:59.887	1.104	0.176	173.9
10	999	Dániel Nagy	HUN	M1RA	HUN	Hyundai i30 N TCR	24	2:00.178	11	1:59.987	9	1:59.987	1.204	0.100	173.8
11	15	Peter Terting	DEU	Autodis Racing by Piro Sports	DEU	Hyundai i30 N TCR	26	2:00.789	6	2:00.045	9	2:00.045	1.262	0.058	173.7
12	38	Danny Kroes	NED	PCR Sport	NED	Cupra TCR	24	2:00.555	5	2:00.065	6	2:00.065	1.282	0.020	173.6
13	44	Salvatore Tavano	ITA	Scuderia Girasole	ITA	Cupra TCR	26	2:00.085	10	2:00.183	4	2:00.085	1.302	0.020	173.6
14	32	Oliver Taylor	GBR	Pyro Motorsport	GBR	Honda Civic Type R FK7 TCR	24	2:00.238	8	2:00.518	9	2:00.238	1.455	0.153	173.4
15	23	Francisco Abreu	POR	Sports & You	POR	Peugeot 308 TCR	26	2:01.228	12	2:00.295	11	2:00.295	1.512	0.057	173.3
16	3	Cosimo Barberini	ITA	Race Republic	ITA	Subaru WRX STI TCR	21	2:00.562	7	2:00.298	5	2:00.298	1.515	0.003	173.3
17	16	Nicola Baldan	ITA	M1RA	ITA	Hyundai i30 N TCR	24	2:01.372	10	2:00.316	10	2:00.316	1.533	0.018	173.3
18	34	Stian Paulsen	NOR	Stian Paulsen Racing	NOR	Cupra TCR	19	2:00.403	5	2:00.550	10	2:00.403	1.620	0.087	173.2
19	9	Attila Tassi	HUN	Hell Energy Racing with KCMG	HUN	Honda Civic Type R FK7 TCR	25	2:00.842	10	2:00.461	9	2:00.461	1.678	0.058	173.1
20	630	Benjamin Lessennes	BEL	Autodis Racing by THX	BEL	Honda Civic Type R FK7 TCR	25	2:01.817	10	2:00.522	12	2:00.522	1.739	0.061	173.0
21	11	Jens Reno Møller	DEN	Reno Racing	DEN	Honda Civic Type R FK7 TCR	15	2:01.477	3	2:00.550	10	2:00.550	1.767	0.028	172.9
22	7	Igor Stefanovski	MKD	Stefanovski Racing Team	MKD	Hyundai i30 N TCR	25	2:01.798	8	2:00.848	9	2:00.848	2.065	0.298	172.5
23	42	Stefano Comini	SUI	Autodis Racing by THX	SUI	Honda Civic Type R FK7 TCR	24	2:01.031	2	2:01.212	2	2:01.031	2.248	0.183	172.3
24	10	Viktor Davidovsky	MKD	PSS Racing Team	MKD	Honda Civic Type R FK7 TCR	26	2:01.724	13	2:01.053	10	2:01.053	2.270	0.022	172.2
25	63	Giovanni Altoè	ITA	Pit Lane Competizioni	ITA	Audi RS3 LMS TCR DSG	23	2:01.742	9	2:01.157	9	2:01.157	2.374	0.104	172.1
26	77	Roberto Russo	ITA	Race Republic-Top Run	ITA	Subaru WRX STI TCR	18	2:01.728	7	2:01.657	8	2:01.657	2.874	0.500	171.4
27	17	Martin Ryba	SVK	Brutal Fish Racing Team	SVK	Volkswagen Golf GTI TCR	21	2:01.693	11	2:02.371	4	2:01.693	2.910	0.036	171.3
28	76	Daniele Cappellari	ITA	Cappellari Reparto Corse	ITA	Volkswagen Golf GTI TCR	13			2:02.718	9	2:02.718	3.935	1.025	169.9

Published at:.....

Stewards:	Race Director:	Timekeeper: 
------------------	-----------------------	---

