

Autodromo Nazionale Monza

TCR Europe

Race - 1

Provisional Results




Cls	N°	Driver	Nat	Team	Nat	Vehicle	Laps	Total Time	Gap	Interval	Km/h	Best	Time	Km/h
1	69	Jean-Karl Vernay	FRA	Leopard Lukoil Team	FRA	Audi RS3 LMS TCR	11	25:11.646			151.7	4	1:58.785	175.5
2	25	Mikel Azcona	ESP	PCR Sport	ESP	Cupra TCR	11	25:12.215	0.569	0.569	151.6	10	1:59.129	175.0
3	99	Josh Files	GBR	Hell Energy Racing with KCMG	GBR	Honda Civic Type R FK7 TCR	11	25:13.286	1.640	1.071	151.5	4	1:59.366	174.7
4	88	Maxime Potty	BEL	Comtoy Racing	BEL	Volkswagen Golf GTI TCR	11	25:13.610	1.964	0.324	151.5	10	1:59.393	174.6
5	62	Dušan Borkovic	SRB	Target Competition	SRB	Hyundai i30 N TCR	11	25:14.053	2.407	0.443	151.5	9	1:59.203	174.9
6	9	Attila Tassi	HUN	Hell Energy Racing with KCMG	HUN	Honda Civic Type R FK7 TCR	11	25:17.097	5.451	3.044	151.2	9	1:59.564	174.4
7	42	Stefano Comini	SUI	Autodis Racing by THX	SUI	Honda Civic Type R FK7 TCR	11	25:20.352	8.706	3.255	150.8	4	2:00.469	173.1
8	18	Fabrizio Giovanardi	ITA	Team Mulsanne	ITA	Alfa Romeo Giulietta TCR	11	25:21.638	9.992	1.286	150.7	10	2:00.274	173.3
9	15	Peter Terting	DEU	Autodis Racing by Piro Sports	DEU	Hyundai i30 N TCR	11	25:22.096	10.450	0.458	150.7	4	2:00.420	173.1
10	34	Stian Paulsen	NOR	Stian Paulsen Racing	NOR	Cupra TCR	11	25:22.507	10.861	0.411	150.6	5	1:59.545	174.4
11	32	Oliver Taylor	GBR	Pyro Motorsport	GBR	Honda Civic Type R FK7 TCR	11	25:24.515	12.869	2.008	150.4	10	2:00.599	172.9
12	16	Nicola Baldan	ITA	M1RA	ITA	Hyundai i30 N TCR	11	25:25.066	13.420	0.551	150.4	11	2:00.842	172.5
13	94	Kris Richard	SUI	Target Competition	SUI	Hyundai i30 N TCR	11	25:25.280	13.634	0.214	150.4	10	2:01.071	172.2
14	23	Francisco Abreu	POR	Sports & You	POR	Peugeot 308 TCR	11	25:27.114	15.468	1.834	150.2	4	2:01.076	172.2
15	7	Igor Stefanovski	MKD	Stefanovski Racing Team	MKD	Hyundai i30 N TCR	11	25:27.529	15.883	0.415	150.1	9	2:01.313	171.9
16	17	Martin Ryba	SVK	Brutal Fish Racing Team	SVK	Volkswagen Golf GTI TCR	11	25:28.603	16.957	1.074	150.0	5	2:00.915	172.4
17	8	Reece Barr	IRE	Target Competition	IRE	Hyundai i30 N TCR	11	25:29.585	17.939	0.982	149.9	9	2:00.686	172.8
18	11	Jens Reno Møller	DEN	Reno Racing	DEN	Honda Civic Type R FK7 TCR	11	25:30.705	19.059	1.120	149.8	4	2:00.398	173.2
19	63	Giovanni Altoè	ITA	Pit Lane Competizioni	ITA	Audi RS3 LMS TCR DSG	11	25:32.387	20.741	1.682	149.7	11	2:01.829	171.1
20	10	Viktor Davidovsky	MKD	PSS Racing Team	MKD	Honda Civic Type R FK7 TCR	11	25:33.114	21.468	0.727	149.6	11	2:01.534	171.5
21	77	Roberto Russo	ITA	Race Republic-Top Run	ITA	Subaru WRX STI TCR	11	25:34.807	23.161	1.693	149.4	11	2:02.525	170.2
22	76	Daniele Cappellari	ITA	Cappellari Reparto Corse	ITA	Volkswagen Golf GTI TCR	11	25:35.476	23.830	0.669	149.4	5	2:01.787	171.2
Not classified: (Requirements: 75% of number laps of leader = 9 Laps)														
	3	Cosimo Barberini	ITA	Race Republic	ITA	Subaru WRX STI TCR	5	11:38.512	6 Laps	6 Laps	149.2	5	2:00.745	172.7
	79	Jose M. Sapag	ARG	Baporo Motorsport	ARG	Cupra TCR	5	11:39.844	6 Laps	1.332	148.9	5	2:00.930	172.4
	38	Danny Kroes	NED	PCR Sport	NED	Cupra TCR	1	2:51.711	10 Laps	4 Laps	121.4	1	2:51.711	121.4
	999	Dániel Nagy	HUN	M1RA	HUN	Hyundai i30 N TCR	1	2:53.518	10 Laps	1.807	120.1	1	2:53.518	120.1
	630	Benjamin Lessennes	BEL	Autodis Racing by THX	BEL	Honda Civic Type R FK7 TCR								
	44	Salvatore Tavano	ITA	Scuderia Girasole	ITA	Cupra TCR								

Fastest lap VERNAY in 1:58.785 at 175.6 Km/h in lap 4

Published at:.....

Track Temp: 31.1 °C Air Temp: 26.7 °C Humidity: 66 % Track Status: DRY

Stewards:	Race Director:	Timekeeper: 
-----------	----------------	---------------------------------------------------------------------------------------------------





Autodromo Nazionale Monza

TCR Europe

Race - 1

Provisional Classification by Driver Fastest Lap



Cls	N°	Driver	Nat	Team	Nat	Vehicle	Laps	Best	Time	Gap	Interval	Km/h
1	69	Jean-Karl Vernay	FRA	Leopard Lukoil Team	FRA	Audi RS3 LMS TCR	11	4	1:58.785			175.5
2	25	Mikel Azcona	ESP	PCR Sport	ESP	Cupra TCR	11	10	1:59.129	0.344	0.344	175.0
3	62	Dušan Borkovic	SRB	Target Competition	SRB	Hyundai i30 N TCR	11	9	1:59.203	0.418	0.074	174.9
4	99	Josh Files	GBR	Hell Energy Racing with KCMG	GBR	Honda Civic Type R FK7 TCR	11	4	1:59.366	0.581	0.163	174.7
5	88	Maxime Potty	BEL	Comtoyout Racing	BEL	Volkswagen Golf GTI TCR	11	10	1:59.393	0.608	0.027	174.6
6	34	Stian Paulsen	NOR	Stian Paulsen Racing	NOR	Cupra TCR	11	5	1:59.545	0.760	0.152	174.4
7	9	Attila Tassi	HUN	Hell Energy Racing with KCMG	HUN	Honda Civic Type R FK7 TCR	11	9	1:59.564	0.779	0.019	174.4
8	18	Fabrizio Giovanar	ITA	Team Mulsanne	ITA	Alfa Romeo Giulietta TCR	11	10	2:00.274	1.489	0.710	173.3
9	11	Jens Reno Møller	DEN	Reno Racing	DEN	Honda Civic Type R FK7 TCR	11	4	2:00.398	1.613	0.124	173.2
10	15	Peter Terting	DEU	Autodis Racing by Piro Sports	DEU	Hyundai i30 N TCR	11	4	2:00.420	1.635	0.022	173.1
11	42	Stefano Comini	SUI	Autodis Racing by THX	SUI	Honda Civic Type R FK7 TCR	11	4	2:00.469	1.684	0.049	173.1
12	32	Oliver Taylor	GBR	Pyro Motorsport	GBR	Honda Civic Type R FK7 TCR	11	10	2:00.599	1.814	0.130	172.9
13	8	Reece Barr	IRE	Target Competition	IRE	Hyundai i30 N TCR	11	9	2:00.686	1.901	0.087	172.8
14	3	Cosimo Barberini	ITA	Race Republic	ITA	Subaru WRX STI TCR	5	5	2:00.745	1.960	0.059	172.7
15	16	Nicola Baldan	ITA	M1RA	ITA	Hyundai i30 N TCR	11	11	2:00.842	2.057	0.097	172.5
16	17	Martin Ryba	SVK	Brutal Fish Racing Team	SVK	Volkswagen Golf GTI TCR	11	5	2:00.915	2.130	0.073	172.4
17	79	Jose M. Sapag	ARG	Baporo Motorsport	ARG	Cupra TCR	5	5	2:00.930	2.145	0.015	172.4
18	94	Kris Richard	SUI	Target Competition	SUI	Hyundai i30 N TCR	11	10	2:01.071	2.286	0.141	172.2
19	23	Francisco Abreu	POR	Sports & You	POR	Peugeot 308 TCR	11	4	2:01.076	2.291	0.005	172.2
20	7	Igor Stefanovski	MKD	Stefanovski Racing Team	MKD	Hyundai i30 N TCR	11	9	2:01.313	2.528	0.237	171.9
21	10	Viktor Davidovsky	MKD	PSS Racing Team	MKD	Honda Civic Type R FK7 TCR	11	11	2:01.534	2.749	0.221	171.5
22	76	Daniele Cappellar	ITA	Cappellari Reparto Corse	ITA	Volkswagen Golf GTI TCR	11	5	2:01.787	3.002	0.253	171.2
23	63	Giovanni Altoè	ITA	Pit Lane Competizioni	ITA	Audi RS3 LMS TCR DSG	11	11	2:01.829	3.044	0.042	171.1
24	77	Roberto Russo	ITA	Race Republic-Top Run	ITA	Subaru WRX STI TCR	11	11	2:02.525	3.740	0.696	170.2
25	38	Danny Kroes	NED	PCR Sport	NED	Cupra TCR	1	1	2:51.711	52.926	49.186	121.4
26	99	Dániel Nagy	HUN	M1RA	HUN	Hyundai i30 N TCR	1	1	2:53.518	54.733	1.807	120.1





Autodromo Nazionale Monza


TCR Europe

Race - 1

Distance and Speed Average



Cls	Nº	Driver	Nat	Team	Nat	Vehicle	Cls	Laps	Distance	Total Time	Km/h
1	69	Jean-Karl Vernay	FRA	Leopard Lukoil Team	FRA	Audi RS3 LMS TCR	1	11	63.72	25:11.646	151.7
2	25	Mikel Azcona	ESP	PCR Sport	ESP	Cupra TCR	1	11	63.72	25:12.215	151.6
3	99	Josh Files	GBR	Hell Energy Racing with KCMG	GBR	Honda Civic Type R FK7 TCR	1	11	63.72	25:13.286	151.5
4	88	Maxime Potty	BEL	Comtoyou Racing	BEL	Volkswagen Golf GTI TCR	1	11	63.72	25:13.610	151.5
5	62	Dušan Borkovic	SRB	Target Competition	SRB	Hyundai i30 N TCR	1	11	63.72	25:14.053	151.5
6	9	Attila Tassi	HUN	Hell Energy Racing with KCMG	HUN	Honda Civic Type R FK7 TCR	2	11	63.72	25:17.097	151.2
7	42	Stefano Comini	SUI	Autodis Racing by THX	SUI	Honda Civic Type R FK7 TCR	3	11	63.72	25:20.352	150.8
8	18	Fabrizio Giovanardi	ITA	Team Mulsanne	ITA	Alfa Romeo Giulietta TCR	1	11	63.72	25:21.638	150.7
9	15	Peter Terting	DEU	Autodis Racing by Piro Sports	DEU	Hyundai i30 N TCR	2	11	63.72	25:22.096	150.7
10	34	Stian Paulsen	NOR	Stian Paulsen Racing	NOR	Cupra TCR	2	11	63.72	25:22.507	150.6
11	32	Oliver Taylor	GBR	Pyro Motorsport	GBR	Honda Civic Type R FK7 TCR	4	11	63.72	25:24.515	150.4
12	16	Nicola Baldan	ITA	M1RA	ITA	Hyundai i30 N TCR	3	11	63.72	25:25.066	150.4
13	94	Kris Richard	SUI	Target Competition	SUI	Hyundai i30 N TCR	4	11	63.72	25:25.280	150.4
14	23	Francisco Abreu	POR	Sports & You	POR	Peugeot 308 TCR	1	11	63.72	25:27.114	150.2
15	7	Igor Stefanovski	MKD	Stefanovski Racing Team	MKD	Hyundai i30 N TCR	5	11	63.72	25:27.529	150.1
16	17	Martin Ryba	SVK	Brutal Fish Racing Team	SVK	Volkswagen Golf GTI TCR	2	11	63.72	25:28.603	150.0
17	8	Reece Barr	IRE	Target Competition	IRE	Hyundai i30 N TCR	6	11	63.72	25:29.585	149.9
18	11	Jens Reno Møller	DEN	Reno Racing	DEN	Honda Civic Type R FK7 TCR	5	11	63.72	25:30.705	149.8
19	63	Giovanni Altoè	ITA	Pit Lane Competizioni	ITA	Audi RS3 LMS TCR DSG	2	11	63.72	25:32.387	149.7
20	10	Viktor Davidovsky	MKD	PSS Racing Team	MKD	Honda Civic Type R FK7 TCR	6	11	63.72	25:33.114	149.6
21	77	Roberto Russo	ITA	Race Republic-Top Run	ITA	Subaru WRX STI TCR	1	11	63.72	25:34.807	149.4
22	76	Daniele Cappellari	ITA	Cappellari Reparto Corse	ITA	Volkswagen Golf GTI TCR	3	11	63.72	25:35.476	149.4
Not classified: (Requirements: 75% of number laps of leader = 9 Laps)											
	3	Cosimo Barberini	ITA	Race Republic	ITA	Subaru WRX STI TCR	2	5	28.96	11:38.512	149.2
	79	Jose M. Sapag	ARG	Baporo Motorsport	ARG	Cupra TCR	3	5	28.96	11:39.844	148.9
	38	Danny Kroes	NED	PCR Sport	NED	Cupra TCR	4	1	05.79	2:51.711	121.4
	999	Dániel Nagy	HUN	M1RA	HUN	Hyundai i30 N TCR	7	1	05.79	2:53.518	120.1
	630	Benjamin Lessennes	BEL	Autodis Racing by THX	BEL	Honda Civic Type R FK7 TCR	7				
	44	Salvatore Tavano	ITA	Scuderia Girasole	ITA	Cupra TCR	5				



Driver: Cosimo Barberini, Car: Subaru WRX STI TCR, Team: Race Republic. Lap 3 data table with columns: Lap, D, Time, Sector 1-3, T. Spd, Elapsed.

Driver: Viktor Davidovsky, Car: Honda Civic Type R FK7 TCR, Team: PSS Racing Team. Lap 10 data table with columns: Lap, D, Time, Sector 1-3, T. Spd, Elapsed.

Driver: Igor Stefanovski, Car: Hyundai i30 N TCR, Team: Stefanovski Racing Team. Lap 7 data table with columns: Lap, D, Time, Sector 1-3, T. Spd, Elapsed.

Driver: Jens Reno Møller, Car: Honda Civic Type R FK7 TCR, Team: Reno Racing. Lap 11 data table with columns: Lap, D, Time, Sector 1-3, T. Spd, Elapsed.


Driver: Reece Barr, Car: Hyundai i30 N TCR, Team: Target Competition. Lap 8 data table with columns: Lap, D, Time, Sector 1-3, T. Spd, Elapsed.

Driver: Peter Terting, Car: Hyundai i30 N TCR, Team: Autodis Racing by Piro Sports. Lap 15 data table with columns: Lap, D, Time, Sector 1-3, T. Spd, Elapsed.

Driver: Attila Tassi, Car: Honda Civic Type R FK7 TCR, Team: Hell Energy Racing with KCMG. Lap 9 data table with columns: Lap, D, Time, Sector 1-3, T. Spd, Elapsed.

Driver: Nicola Baldan, Car: Hyundai i30 N TCR, Team: M1RA. Lap 16 data table with columns: Lap, D, Time, Sector 1-3, T. Spd, Elapsed.





Autodromo Nazionale Monza

TCR Europe

Race - 1

Lap Analysis



17

Martin Ryba

Volkswagen Golf GTI TCR 32

Oliver Taylor

Honda Civic Type R FK7 TCR

Brutal Fish Racing Team

Pyro Motorsport

Table with 14 columns: Lap D, Time, Sector 1, Sector 2, Sector 3, T. Spd, Elapsed for two drivers. Includes lap 11 data for Martin Ryba and Oliver Taylor.

18

Fabrizio Giovanardi

Alfa Romeo Giulietta TCR 34

Stian Paulsen

Cupra TCR

Team Mulsanne

Stian Paulsen Racing

Table with 14 columns: Lap D, Time, Sector 1, Sector 2, Sector 3, T. Spd, Elapsed for two drivers. Includes lap 11 data for Fabrizio Giovanardi and Stian Paulsen.

23

Francisco Abreu

Peugeot 308 TCR 38

Danny Kroes

Cupra TCR

Sports & You

PCR Sport

Table with 14 columns: Lap D, Time, Sector 1, Sector 2, Sector 3, T. Spd, Elapsed for two drivers. Includes lap 11 data for Francisco Abreu and Danny Kroes.

25

Mikel Azcona

Cupra TCR

PCR Sport

Table with 7 columns: Lap D, Time, Sector 1, Sector 2, Sector 3, T. Spd, Elapsed for Mikel Azcona.

42

Stefano Comini

Honda Civic Type R FK7 TCR

Autodis Racing by THX

Table with 7 columns: Lap D, Time, Sector 1, Sector 2, Sector 3, T. Spd, Elapsed for Stefano Comini.

44


Salvatore Tavano

Cupra TCR

Scuderia Girasole

Table with 7 columns: Lap D, Time, Sector 1, Sector 2, Sector 3, T. Spd, Elapsed for Salvatore Tavano.





Autodromo Nazionale Monza

TCR Europe

Race - 1

Lap Analysis



99

Josh Files

Honda Civic Type R FK7 TCR

Hell Energy Racing with KCMG

Lap	D	Time	Sector 1	Sector 2	Sector 3	T. Spd	Elapsed
1		2:03.059	41.481	40.859	40.719	190.8	2:03.059
2		2:16.422	42.930	46.994	46.498	201.4	4:19.481
3		3:10.126	54.246	1:05.060	1:10.820	177.6	7:29.607
4		1:59.366	38.540	40.120	40.706	236.8	9:28.973
5		1:59.956	38.552	40.494	40.910	239.4	11:28.929
6		2:06.562	38.445	40.414	47.703	241.0	13:35.491
7		3:00.371	55.375	1:05.052	59.944	138.8	16:35.862
8		2:38.690	53.058	53.263	52.369	145.9	19:14.552
9		1:59.840	38.414	40.624	40.802	236.3	21:14.392
10		1:59.402	38.289	40.379	40.734	241.0	23:13.794
11		1:59.492	38.438	40.182	40.872	240.0	25:13.286

630

Benjamin Lessennes

Honda Civic Type R FK7 TCR

Autodis Racing by THX

Lap	D	Time	Sector 1	Sector 2	Sector 3	T. Spd	Elapsed
1			44.667	42.201		192.5	

999

Dániel Nagy

Hyundai i30 N TCR

M1RA

Lap	D	Time	Sector 1	Sector 2	Sector 3	T. Spd	Elapsed
1		2:53.518 P	45.293	1:05.320	1:02.905	196.7	2:53.518





Autodromo Nazionale Monza


TCR Europe

Race - 1

Analysis by Lap



Num	Lap Time	Gap	Num	Lap Time	Gap	Num	Lap Time	Gap	Num	Lap Time	Gap	Num	Lap Time	Gap
Lap 1			34	2:23.002	16.504	Lap 4			94	2:01.605	10.741	88	3:00.416	02.069
25	2:01.653		23	2:24.237	17.824	25	1:59.143		32	2:01.345	11.121	62	2:59.886	02.783
69	2:02.191	00.538	94	2:24.585	18.319	69	1:58.785	00.234	3	2:00.745	11.383	9	2:59.469	03.408
99	2:03.059	01.406	32	2:24.282	18.761	99	1:59.366	01.350	17	2:00.915	12.098	42	2:59.636	04.383
9	2:03.409	01.756	3	2:25.213	20.329	9	1:59.870	02.374	79	2:00.930	12.715	15	2:59.885	05.223
88	2:03.664	02.011	17	2:26.185	22.102	88	2:00.059	02.801	7	2:02.321	15.064	34	3:00.510	07.287
62	2:04.104	02.451	63	2:26.201	23.099	62	1:59.883	03.178	8	2:01.596	15.641	11	3:00.563	07.837
42	2:08.017	06.364	7	2:26.492	23.634	42	2:00.469	04.514	63	2:03.714	16.225	18	3:00.141	08.370
16	2:08.180	06.527	79	2:26.699	24.699	11	2:00.398	05.454	10	2:01.870	17.815	23	3:00.126	09.458
11	2:08.289	06.636	77	2:28.953	27.182	15	2:00.420	05.741	76	2:01.787	18.811	94	3:00.171	10.360
15	2:09.259	07.606	8	2:29.328	27.833	34	2:01.017	07.384	77	2:04.767	20.476	32	3:00.993	11.770
18	2:09.434	07.781	10	2:29.542	28.262	18	2:02.163	08.192	Num Lap Time Gap			16	3:00.250	13.142
34	2:09.599	07.946	76	2:27.896	29.184	23	2:01.076	08.222	Lap 6			17	3:00.303	13.857
23	2:09.684	08.031	Num Lap Time Gap			16	2:03.535	08.502	69	2:07.016		7	3:00.607	14.558
94	2:09.831	08.178	Lap 3			94	2:01.253	08.642	25	2:07.499	00.785	8	3:01.422	15.887
32	2:10.576	08.923	25	3:12.383		32	2:01.526	09.282	99	2:06.562	01.346	63	3:01.336	16.686
3	2:11.213	09.560	69	3:10.583	00.592	3	2:01.506	10.144	88	2:06.081	02.042	10	3:00.844	17.438
17	2:12.014	10.361	99	3:10.126	01.127	17	2:01.584	10.689	62	2:06.560	03.286	76	3:01.332	18.269
63	2:12.995	11.342	9	3:09.004	01.647	79	2:01.005	11.291	9	2:07.782	04.328	77	3:00.588	19.555
7	2:13.239	11.586	88	3:08.420	01.885	63	2:02.425	12.017	42	2:06.574	05.136	Num Lap Time Gap		
79	2:14.097	12.444	62	3:07.889	02.438	7	2:02.151	12.249	15	2:06.004	05.727	Lap 8		
77	2:14.326	12.673	42	3:05.039	03.188	8	2:02.264	13.551	34	2:06.759	07.166	69	2:39.396	
8	2:14.602	12.949	16	3:04.729	04.110	77	2:04.167	15.215	11	2:07.407	07.663	25	2:38.785	00.251
10	2:14.817	13.164	11	3:04.341	04.199	10	2:03.966	15.451	18	2:05.854	08.618	99	2:38.690	00.622
76	2:17.385	15.732	15	3:03.921	04.464	76	2:02.831	16.530	23	2:06.586	09.721	88	2:38.490	01.163
38	2:51.711	50.058	18	3:04.102	05.172	Num Lap Time Gap			94	2:06.853	10.578	62	2:38.663	02.050
999	2:53.518	51.865	34	3:01.389	05.510	Lap 5			32	2:07.061	11.166	9	2:38.623	02.635
Num Lap Time Gap			23	3:00.848	06.289	69	1:59.272		16	2:09.657	13.281	42	2:38.320	03.307
Lap 2			94	3:00.596	06.532	25	1:59.808	00.302	17	2:08.861	13.943	15	2:37.777	03.604
25	2:14.444		32	3:00.521	06.899	99	1:59.956	01.800	7	2:06.292	14.340	34	2:36.197	04.088
69	2:16.298	02.392	3	2:59.835	07.781	88	1:59.682	02.977	8	2:06.229	14.854	11	2:36.255	04.696
99	2:16.422	03.384	17	2:58.529	08.248	9	2:00.694	03.562	63	2:06.530	15.739	18	2:36.117	05.091
9	2:17.714	05.026	63	2:58.019	08.735	62	2:00.070	03.742	10	2:06.184	16.983	23	2:35.252	05.314
88	2:18.281	05.848	7	2:57.990	09.241	42	2:00.570	05.578	76	2:05.531	17.326	94	2:34.727	05.691
62	2:18.925	06.932	79	2:57.113	09.429	15	2:00.504	06.739	77	2:05.896	19.356	32	2:33.731	06.105
42	2:18.612	10.532	77	2:55.392	10.191	11	2:01.324	07.272	Num Lap Time Gap			16	2:33.737	07.483
16	2:19.681	11.764	8	2:54.980	10.430	34	1:59.545	07.423	Lap 7			17	2:33.724	08.185
11	2:20.049	12.241	10	2:54.749	10.628	18	2:01.094	09.780	69	3:00.389		7	2:33.637	08.799
15	2:19.764	12.926	76	2:56.041	12.842	23	2:01.435	10.151	25	3:00.466	00.862	8	2:32.906	09.397
18	2:20.116	13.453				16	2:01.644	10.640	99	3:00.371	01.328	63	2:33.000	10.290





Autodromo Nazionale Monza

TCR Europe

Race - 1

Analysis by Lap



Num	Lap Time	Gap	Num	Lap Time	Gap
10	2:32.851	10.893	23	2:01.367	10.718
76	2:33.226	12.099	32	2:00.599	10.958
77	2:32.265	12.424	16	2:01.092	12.150

Num	Lap Time	Gap	Num	Lap Time	Gap
7	2:01.603	13.571	17	2:03.675	15.166
8	2:03.397	15.336	11	2:10.095	17.428
25	1:59.569	00.638	63	2:02.232	18.484
99	1:59.840	01.280	10	2:03.082	19.506
88	1:59.675	01.656	77	2:03.035	20.208
62	1:59.203	02.071	76	2:02.946	20.697
9	1:59.564	03.017			

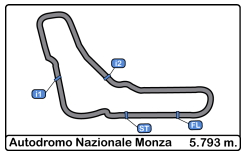
Lap 9

Num	Lap Time	Gap	Num	Lap Time	Gap
42	2:01.080	05.205	69	1:59.572	
15	2:01.011	05.433	25	1:59.336	00.569
34	2:00.541	05.447	99	1:59.492	01.640
11	2:00.781	06.295	88	1:59.449	01.964
18	2:01.894	07.803	62	1:59.441	02.407
23	2:02.181	08.313	9	2:00.581	05.451
94	2:01.857	08.366	42	2:01.128	08.706
32	2:02.398	09.321	18	2:00.449	09.992
16	2:01.719	10.020	15	2:01.409	10.450
17	2:01.450	10.453	34	2:00.525	10.861
8	2:00.686	10.901	32	2:01.483	12.869
7	2:01.313	10.930	16	2:00.842	13.420
63	2:04.106	15.214	94	2:02.731	13.634
10	2:03.675	15.386	23	2:04.322	15.468
77	2:02.893	16.135	7	2:01.884	15.883
76	2:03.796	16.713	17	2:01.363	16.957

Lap 10

Num	Lap Time	Gap	Num	Lap Time	Gap
69	1:58.962		8	2:02.175	17.939
25	1:59.129	00.805	11	2:01.203	19.059
99	1:59.402	01.720	63	2:01.829	20.741
88	1:59.393	02.087	10	2:01.534	21.468
62	1:59.429	02.538	77	2:02.525	23.161
9	2:00.387	04.442	76	2:02.705	23.830
42	2:00.907	07.150			
15	2:02.142	08.613			
18	2:00.274	09.115			
34	2:03.423	09.908			
94	2:01.071	10.475			





Autodromo Nazionale Monza

TCR Europe

Race - 1

Best Sectors Results



Sector - 1			Sector - 2			Sector - 3			Ideal Lap vs Best Lap						
Clas	Nº	Driver	Time	Nº	Driver	Time	Nº	Driver	Time	Clas	Nº	Driver	Ideal Lap	Best Lap	Clas
1	69	Jean-Karl Vernay	37.944	62	Dušan Borkovic	39.994	69	Jean-Karl Vernay	40.359	1	69	Jean-Karl Vernay	1:58.505	1:58.785	1
2	25	Mikel Azcona	38.010	25	Mikel Azcona	40.057	25	Mikel Azcona	40.541	2	25	Mikel Azcona	1:58.608	1:59.129	2
3	88	Maxime Potty	38.155	99	Josh Files	40.120	88	Maxime Potty	40.594	3	62	Dušan Borkovic	1:59.052	1:59.203	3
4	34	Stian Paulsen	38.175	69	Jean-Karl Vernay	40.202	62	Dušan Borkovic	40.649	4	88	Maxime Potty	1:59.092	1:59.393	5
5	79	Jose M. Sapag	38.246	15	Peter Terting	40.239	99	Josh Files	40.706	5	99	Josh Files	1:59.115	1:59.366	4
6	3	Cosimo Barberini	38.260	34	Stian Paulsen	40.263	8	Reece Barr	40.821	6	34	Stian Paulsen	1:59.269	1:59.545	6
7	18	Fabrizio Giovanardi	38.266	94	Kris Richard	40.324	9	Attila Tassi	40.826	7	9	Attila Tassi	1:59.528	1:59.564	7
8	99	Josh Files	38.289	9	Attila Tassi	40.342	34	Stian Paulsen	40.831	8	15	Peter Terting	1:59.844	2:00.420	10
9	9	Attila Tassi	38.360	88	Maxime Potty	40.343	94	Kris Richard	40.974	9	94	Kris Richard	1:59.967	2:01.071	18
10	62	Dušan Borkovic	38.409	11	Jens Reno Møller	40.543	32	Oliver Taylor	40.979	10	8	Reece Barr	2:00.061	2:00.686	13
11	23	Francisco Abreu	38.420	8	Reece Barr	40.577	18	Fabrizio Giovanardi	41.006	11	18	Fabrizio Giovanardi	2:00.090	2:00.274	8
12	17	Martin Ryba	38.420	16	Nicola Baldan	40.605	42	Stefano Comini	41.056	12	11	Jens Reno Møller	2:00.168	2:00.398	9
13	77	Roberto Russo	38.512	42	Stefano Comini	40.643	15	Peter Terting	41.068	13	32	Oliver Taylor	2:00.291	2:00.599	12
14	15	Peter Terting	38.537	32	Oliver Taylor	40.775	11	Jens Reno Møller	41.068	14	42	Stefano Comini	2:00.303	2:00.469	11
15	32	Oliver Taylor	38.537	18	Fabrizio Giovanardi	40.818	23	Francisco Abreu	41.157	15	23	Francisco Abreu	2:00.536	2:01.076	19
16	11	Jens Reno Møller	38.557	7	Igor Stefanovski	40.832	7	Igor Stefanovski	41.232	16	16	Nicola Baldan	2:00.603	2:00.842	15
17	16	Nicola Baldan	38.593	17	Martin Ryba	40.919	3	Cosimo Barberini	41.287	17	79	Jose M. Sapag	2:00.699	2:00.930	17
18	42	Stefano Comini	38.604	23	Francisco Abreu	40.959	63	Giovanni Altoè	41.348	18	17	Martin Ryba	2:00.703	2:00.915	16
19	8	Reece Barr	38.663	79	Jose M. Sapag	41.084	17	Martin Ryba	41.364	19	3	Cosimo Barberini	2:00.745	2:00.745	14
20	94	Kris Richard	38.669	77	Roberto Russo	41.187	79	Jose M. Sapag	41.369	20	7	Igor Stefanovski	2:00.821	2:01.313	20
21	10	Viktor Davidovsky	38.691	3	Cosimo Barberini	41.198	10	Viktor Davidovsky	41.378	21	10	Viktor Davidovsky	2:01.318	2:01.534	21
22	63	Giovanni Altoè	38.754	10	Viktor Davidovsky	41.249	16	Nicola Baldan	41.405	22	77	Roberto Russo	2:01.344	2:02.525	24
23	7	Igor Stefanovski	38.757	76	Daniele Cappellari	41.250	77	Roberto Russo	41.645	23	63	Giovanni Altoè	2:01.641	2:01.829	23
24	76	Daniele Cappellari	38.792	63	Giovanni Altoè	41.539	76	Daniele Cappellari	41.650	24	76	Daniele Cappellari	2:01.692	2:01.787	22
25	38	Danny Kroes	44.330	630	Benjamin Lessennes	42.201	999	Dániel Nagy	1:02.905	25	38	Danny Kroes	2:51.711	2:51.711	25
26	63	Benjamin Lessennes	44.667	38	Danny Kroes	1:00.980	38	Danny Kroes	1:06.401	26	999	Dániel Nagy	2:53.518	2:53.518	26
27	99	Dániel Nagy	45.293	999	Dániel Nagy	1:05.320	630	Benjamin Lessennes	Transpo	27	630	Benjamin Lessennes	Transpo	Transpo	27
28	44	Salvatore Tavano	Transpo	44	Salvatore Tavano	Transpo	44	Salvatore Tavano	Transpo	28	44	Salvatore Tavano	Transpo	Transpo	28





Autodromo Nazionale Monza

TCR Europe

Race - 1

Leader Sequence



N°	Driver	Nat	Team	Nat	Vehicle	Start Lap	End Lap	Laps	Total Laps
25	Mikel Azcona	ESP	PCR Sport	ESP	Cupra TCR	1	4	4	4
69	Jean-Karl Vernay	FRA	Leopard Lukoil Team	FRA	Audi RS3 LMS TCR	5	11	7	7





Autodromo Nazionale Monza

TCR Europe

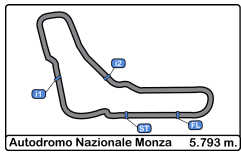
Race - 1

Best 5 Lap Times



Cls	N°	Driver	Nat	Team	Nat	Vehicle	Best 1		Best 2		Best 3		Best 4		Best 5	
							Time	Lap	Time	Lap	Time	Lap	Time	Lap	Time	Lap
1	69	Jean-Karl Vernay	FRA	Leopard Lukoil Team	FRA	Audi RS3 LMS TCR	1:58.785	4	1:58.962	10	1:59.182	9	1:59.272	5	1:59.572	11
2	25	Mikel Azcona	ESP	PCR Sport	ESP	Cupra TCR	1:59.129	10	1:59.143	4	1:59.336	11	1:59.569	9	1:59.808	5
3	62	Dušan Borkovic	SRB	Target Competition	SRB	Hyundai i30 N TCR	1:59.203	9	1:59.429	10	1:59.441	11	1:59.883	4	2:00.070	5
4	99	Josh Files	GBR	Hell Energy Racing with KCMG	GBR	Honda Civic Type R FK7 TCR	1:59.366	4	1:59.402	10	1:59.492	11	1:59.840	9	1:59.956	5
5	88	Maxime Potty	BEL	Comtoyou Racing	BEL	Volkswagen Golf GTI TCR	1:59.393	10	1:59.449	11	1:59.675	9	1:59.682	5	2:00.059	4
6	34	Stian Paulsen	NOR	Stian Paulsen Racing	NOR	Cupra TCR	1:59.545	5	2:00.525	11	2:00.541	9	2:01.017	4	2:03.423	10
7	9	Attila Tassi	HUN	Hell Energy Racing with KCMG	HUN	Honda Civic Type R FK7 TCR	1:59.564	9	1:59.870	4	2:00.387	10	2:00.581	11	2:00.694	5
8	18	Fabrizio	ITA	Team Mulsanne	ITA	Alfa Romeo Giulietta TCR	2:00.274	10	2:00.449	11	2:01.094	5	2:01.894	9	2:02.163	4
9	11	Jens Reno Møller	DEN	Reno Racing	DEN	Honda Civic Type R FK7 TCR	2:00.398	4	2:00.781	9	2:01.203	11	2:01.324	5	2:07.407	6
10	15	Peter Terting	DEU	Autodis Racing by Piro Sports	DEU	Hyundai i30 N TCR	2:00.420	4	2:00.504	5	2:01.011	9	2:01.409	11	2:02.142	10
11	42	Stefano Comini	SUI	Autodis Racing by THX	SUI	Honda Civic Type R FK7 TCR	2:00.469	4	2:00.570	5	2:00.907	10	2:01.080	9	2:01.128	11
12	32	Oliver Taylor	GBR	Pyro Motorsport	GBR	Honda Civic Type R FK7 TCR	2:00.599	10	2:01.345	5	2:01.483	11	2:01.526	4	2:02.398	9
13	8	Reece Barr	IRE	Target Competition	IRE	Hyundai i30 N TCR	2:00.686	9	2:01.596	5	2:02.175	11	2:02.264	4	2:03.397	10
14	3	Cosimo Barberini	ITA	Race Republic	ITA	Subaru WRX STI TCR	2:00.745	5	2:01.506	4	2:11.213	1	2:25.213	2	2:59.835	3
15	16	Nicola Baldan	ITA	M1RA	ITA	Hyundai i30 N TCR	2:00.842	11	2:01.092	10	2:01.644	5	2:01.719	9	2:03.535	4
16	17	Martin Ryba	SVK	Brutal Fish Racing Team	SVK	Volkswagen Golf GTI TCR	2:00.915	5	2:01.363	11	2:01.450	9	2:01.584	4	2:03.675	10
17	79	Jose M. Sapag	ARG	Baporo Motorsport	ARG	Cupra TCR	2:00.930	5	2:01.005	4	2:14.097	1	2:26.699	2	2:57.113	3
18	94	Kris Richard	SUI	Target Competition	SUI	Hyundai i30 N TCR	2:01.071	10	2:01.253	4	2:01.605	5	2:01.857	9	2:02.731	11
19	23	Francisco Abreu	POR	Sports & You	POR	Peugeot 308 TCR	2:01.076	4	2:01.367	10	2:01.435	5	2:02.181	9	2:04.322	11
20	7	Igor Stefanovski	MKD	Stefanovski Racing Team	MKD	Hyundai i30 N TCR	2:01.313	9	2:01.603	10	2:01.884	11	2:02.151	4	2:02.321	5
21	10	Viktor Davidovsky	MKD	PSS Racing Team	MKD	Honda Civic Type R FK7 TCR	2:01.534	11	2:01.870	5	2:03.082	10	2:03.675	9	2:03.966	4
22	76	Daniele Cappellari	ITA	Cappellari Reparto Corse	ITA	Volkswagen Golf GTI TCR	2:01.787	5	2:02.705	11	2:02.831	4	2:02.946	10	2:03.796	9
23	63	Giovanni Altoè	ITA	Pit Lane Competizioni	ITA	Audi RS3 LMS TCR DSG	2:01.829	11	2:02.232	10	2:02.425	4	2:03.714	5	2:04.106	9
24	77	Roberto Russo	ITA	Race Republic-Top Run	ITA	Subaru WRX STI TCR	2:02.525	11	2:02.893	9	2:03.035	10	2:04.167	4	2:04.767	5
25	38	Danny Kroes	NED	PCR Sport	NED	Cupra TCR	2:51.711	1								
26	999	Dániel Nagy	HUN	M1RA	HUN	Hyundai i30 N TCR	2:53.518	1								
27	44	Salvatore Tavano	ITA	Scuderia Girasole	ITA	Cupra TCR										
28	630	Benjamin	BEL	Autodis Racing by THX	BEL	Honda Civic Type R FK7 TCR										





Autodromo Nazionale Monza

TCR Europe

Race - 1

Best 5 Top Speeds



Cls	N°	Driver	Nat	Team	Nat	Vehicle	Top 1		Top 2		Top 3		Top 4		Top 5		Avg	
							Km/h	Lap	Km/h	Lap	Km/h	Lap	Km/h	Lap	Km/h	Lap		
1	34	Stian Paulsen	NOR	Stian Paulsen Racing	NOR	Cupra TCR	252.3	4	247.7	11	247.1	6	246.0	5	244.8	9	247.6	
2	17	Martin Ryba	SVK	Brutal Fish Racing Team	SVK	Volkswagen Golf GTI TCR	251.7	10	250.0	6	248.8	5	246.5	11	241.6	4	247.7	
3	69	Jean-Karl Vernay	FRA	Leopard Lukoil Team	FRA	Audi RS3 LMS TCR	250.5	5	248.8	6	248.8	11	248.2	10	247.1	9	248.7	
4	62	Dušan Borkovic	SRB	Target Competition	SRB	Hyundai i30 N TCR	248.2	5	246.0	6	245.4	11	244.8	10	241.0	9	245.1	
5	8	Reece Barr	IRE	Target Competition	IRE	Hyundai i30 N TCR	247.7	11	246.5	6	246.5	9	246.0	5	241.0	10	245.5	
6	25	Mikel Azcona	ESP	PCR Sport	ESP	Cupra TCR	247.7	11	246.5	10	244.8	6	243.2	2	239.4	5	244.3	
7	16	Nicola Baldan	ITA	M1RA	ITA	Hyundai i30 N TCR	247.1	5	246.0	6	244.8	11	243.7	10	240.5	9	244.4	
8	79	Jose M. Sapag	ARG	Baporo Motorsport	ARG	Cupra TCR	247.1	5	241.0	6	239.4	4	199.2	1	149.7	3	215.3	
9	3	Cosimo Barberini	ITA	Race Republic	ITA	Subaru WRX STI TCR	246.5	5	243.7	6	241.0	4	204.9	1	146.9	3	216.6	
10	7	Igor Stefanovski	MKD	Stefanovski Racing Team	MKD	Hyundai i30 N TCR	246.5	10	243.7	6	243.7	9	243.7	11	237.8	5	243.1	
11	15	Peter Terting	DEU	Autodis Racing by Piro Sports	DEU	Hyundai i30 N TCR	246.5	9	243.7	5	243.7	6	242.6	11	240.5	10	243.4	
12	88	Maxime Potty	BEL	Comtoy Racing	BEL	Volkswagen Golf GTI TCR	246.5	5	246.0	10	244.3	6	243.7	11	241.0	9	244.3	
13	94	Kris Richard	SUI	Target Competition	SUI	Hyundai i30 N TCR	246.5	6	242.1	4	242.1	9	241.0	11	238.9	10	242.1	
14	63	Giovanni Altoè	ITA	Pit Lane Competizioni	ITA	Audi RS3 LMS TCR DSG	246.0	11	241.0	10	240.5	6	228.8	5	227.8	4	236.8	
15	23	Francisco Abreu	POR	Sports & You	POR	Peugeot 308 TCR	245.4	11	244.3	4	242.6	6	241.6	10	241.0	5	243.0	
16	18	Fabrizio	ITA	Team Mulsanne	ITA	Alfa Romeo Giulietta TCR	244.3	11	243.7	6	242.6	10	236.8	5	234.7	4	240.4	
17	9	Attila Tassi	HUN	Hell Energy Racing with KCMG	HUN	Honda Civic Type R FK7 TCR	243.2	9	243.2	10	243.2	11	242.6	5	242.1	6	242.9	
18	10	Viktor Davidovsky	MKD	PSS Racing Team	MKD	Honda Civic Type R FK7 TCR	243.2	6	242.6	11	236.3	5	235.8	4	235.2	10	238.6	
19	32	Oliver Taylor	GBR	Pyro Motorsport	GBR	Honda Civic Type R FK7 TCR	243.2	6	241.6	10	239.4	9	237.3	5	232.2	4	238.7	
20	11	Jens Reno Møller	DEN	Reno Racing	DEN	Honda Civic Type R FK7 TCR	242.6	5	242.1	4	242.1	11	241.6	9	238.9	10	241.5	
21	42	Stefano Comini	SUI	Autodis Racing by THX	SUI	Honda Civic Type R FK7 TCR	242.6	6	242.6	9	242.1	5	241.6	4	241.0	10	242.0	
22	99	Josh Files	GBR	Hell Energy Racing with KCMG	GBR	Honda Civic Type R FK7 TCR	241.0	6	241.0	10	240.0	11	239.4	5	236.8	4	239.6	
23	76	Daniele Cappellari	ITA	Cappellari Reparto Corse	ITA	Volkswagen Golf GTI TCR	238.9	11	235.2	10	232.7	5	227.8	9	224.5	6	231.8	
24	77	Roberto Russo	ITA	Race Republic-Top Run	ITA	Subaru WRX STI TCR	237.3	9	235.8	10	233.2	11	225.9	5	223.6	6	231.1	
25	38	Danny Kroes	NED	PCR Sport	NED	Cupra TCR	201.4	1									201.4	
26	999	Dániel Nagy	HUN	M1RA	HUN	Hyundai i30 N TCR	196.7	1										196.7
27	44	Salvatore Tavano	ITA	Scuderia Girasole	ITA	Cupra TCR	194.9	1										194.9
28	630	Benjamin	BEL	Autodis Racing by THX	BEL	Honda Civic Type R FK7 TCR	192.5	1										192.5





Autodromo Nazionale Monza

TCR Europe

Race - 1

Fastest Laps Sequence



Lap	Time of Day	Session Time	N°	Driver	Nat	Team	Nat	Vehicle	Time	Km/h
4	17:44:30.722	9:27.722	25	Mikel Azcona	ESP	PCR Sport	ESP	Cupra TCR	1:59.143	175.0
4	17:44:30.955	9:27.955	69	Jean-Karl Vernay	FRA	Leopard Lukoil Team	FRA	Audi RS3 LMS TCR	1:58.785	175.5





Autodromo Nazionale Monza


TCR Europe

Race - 1

Event Best Maximum Speed



N°	Driver	Nat	Team	Nat	Vehicle	Km/h	Session
69	Jean-Karl Vernay	FRA	Leopard Lukoil Team	FRA	Audi RS3 LMS TCR	254.7	Free Practice - 1
34	Stian Paulsen	NOR	Stian Paulsen Racing	NOR	Cupra TCR	252.3	ROUND 11
17	Martin Ryba	SVK	Brutal Fish Racing Team	SVK	Volkswagen Golf GTI TCR	251.7	ROUND 11
79	Jose M. Sapag	ARG	Baporo Motorsport	ARG	Cupra TCR	251.1	Qualifying - 1
44	Salvatore Tavano	ITA	Scuderia Girasole	ITA	Cupra TCR	250.5	Free Practice - 1
88	Maxime Potty	BEL	Comtoy Racing	BEL	Volkswagen Golf GTI TCR	250.0	Free Practice - 2
3	Cosimo Barberini	ITA	Race Republic	ITA	Subaru WRX STI TCR	249.4	Free Practice - 1
38	Danny Kroes	NED	PCR Sport	NED	Cupra TCR	249.4	Free Practice - 1
63	Giovanni Altoè	ITA	Pit Lane Competizioni	ITA	Audi RS3 LMS TCR DSG	248.2	Free Practice - 2
25	Mikel Azcona	ESP	PCR Sport	ESP	Cupra TCR	248.2	Qualifying - 2
62	Dušan Borkovic	SRB	Target Competition	SRB	Hyundai i30 N TCR	248.2	ROUND 11
8	Reece Barr	IRE	Target Competition	IRE	Hyundai i30 N TCR	247.7	ROUND 11
18	Fabrizio Giovanar	ITA	Team Mulsanne	ITA	Alfa Romeo Giulietta TCR	247.1	Free Practice - 1
16	Nicola Baldan	ITA	M1RA	ITA	Hyundai i30 N TCR	247.1	ROUND 11
999	Dániel Nagy	HUN	M1RA	HUN	Hyundai i30 N TCR	246.5	Qualifying - 1
94	Kris Richard	SUI	Target Competition	SUI	Hyundai i30 N TCR	246.5	ROUND 11
15	Peter Terting	DEU	Autodis Racing by Piro Sports	DEU	Hyundai i30 N TCR	246.5	ROUND 11
7	Igor Stefanovski	MKD	Stefanovski Racing Team	MKD	Hyundai i30 N TCR	246.5	ROUND 11
23	Francisco Abreu	POR	Sports & You	POR	Peugeot 308 TCR	246.0	Free Practice - 2
32	Oliver Taylor	GBR	Pyro Motorsport	GBR	Honda Civic Type R FK7 TCR	244.8	Free Practice - 2
630	Benjamin Lessen	BEL	Autodis Racing by THX	BEL	Honda Civic Type R FK7 TCR	243.7	Free Practice - 2
42	Stefano Comini	SUI	Autodis Racing by THX	SUI	Honda Civic Type R FK7 TCR	243.2	Free Practice - 1
10	Viktor Davidovsky	MKD	PSS Racing Team	MKD	Honda Civic Type R FK7 TCR	243.2	Free Practice - 2
9	Attila Tassi	HUN	Hell Energy Racing with KCMG	HUN	Honda Civic Type R FK7 TCR	243.2	Free Practice - 2
99	Josh Files	GBR	Hell Energy Racing with KCMG	GBR	Honda Civic Type R FK7 TCR	243.2	Qualifying - 2
11	Jens Reno Møller	DEN	Reno Racing	DEN	Honda Civic Type R FK7 TCR	242.6	Free Practice - 2
76	Daniele Cappellar	ITA	Cappellari Reparto Corse	ITA	Volkswagen Golf GTI TCR	242.6	Free Practice - 2
77	Roberto Russo	ITA	Race Republic-Top Run	ITA	Subaru WRX STI TCR	241.0	Free Practice - 2





Autodromo Nazionale Monza

TCR Europe

Race - 1

Lap Chart



LAP

Nr	Pos	Grid	1	2	3	4	5	6	7	8	9	10	11
69	1	69	25	25	25	25	69	69	69	69	69	69	69
25	2	25	69	69	69	69	25	25	25	25	25	25	25
9	3	9	99	99	99	99	99	99	99	99	99	99	99
99	4	99	9	9	9	9	88	88	88	88	88	88	88
88	5	88	88	88	88	88	9	62	62	62	62	62	62
62	6	62	62	62	62	62	9	9	9	9	9	9	9
42	7	42	42	42	42	42	42	42	42	42	42	42	42
11	8	11	16	16	16	11	15	15	15	15	15	15	18
630	9	630	11	11	11	15	11	34	34	34	34	18	15
23	10	23	15	15	15	34	34	11	11	11	11	34	34
44	11	44	18	18	18	18	18	18	18	18	18	94	32
15	12	15	34	34	34	23	23	23	23	23	23	23	16
79	13	79	23	23	23	16	16	94	94	94	94	32	94
16	14	16	94	94	94	94	94	32	32	32	32	16	23
38	15	38	32	32	32	32	32	16	16	16	16	7	7
999	16	999	3	3	3	3	3	17	17	17	17	17	17
34	17	34	17	17	17	17	17	7	7	7	8	8	8
94	18	94	63	63	63	79	79	8	8	8	7	11	11
32	19	32	7	7	7	63	7	63	63	63	63	63	63
18	20	18	79	79	79	7	8	10	10	10	10	10	10
3	21	3	77	77	77	8	63	76	76	76	77	77	77
10	22	10	8	8	8	77	10	77	77	77	76	76	76
7	23	7	10	10	10	10	76						
17	24	17	76	76	76	76	77						
76	25	76	38										
63	26	63	999										
8	27	8											
77	28	77											





Autodromo Nazionale Monza

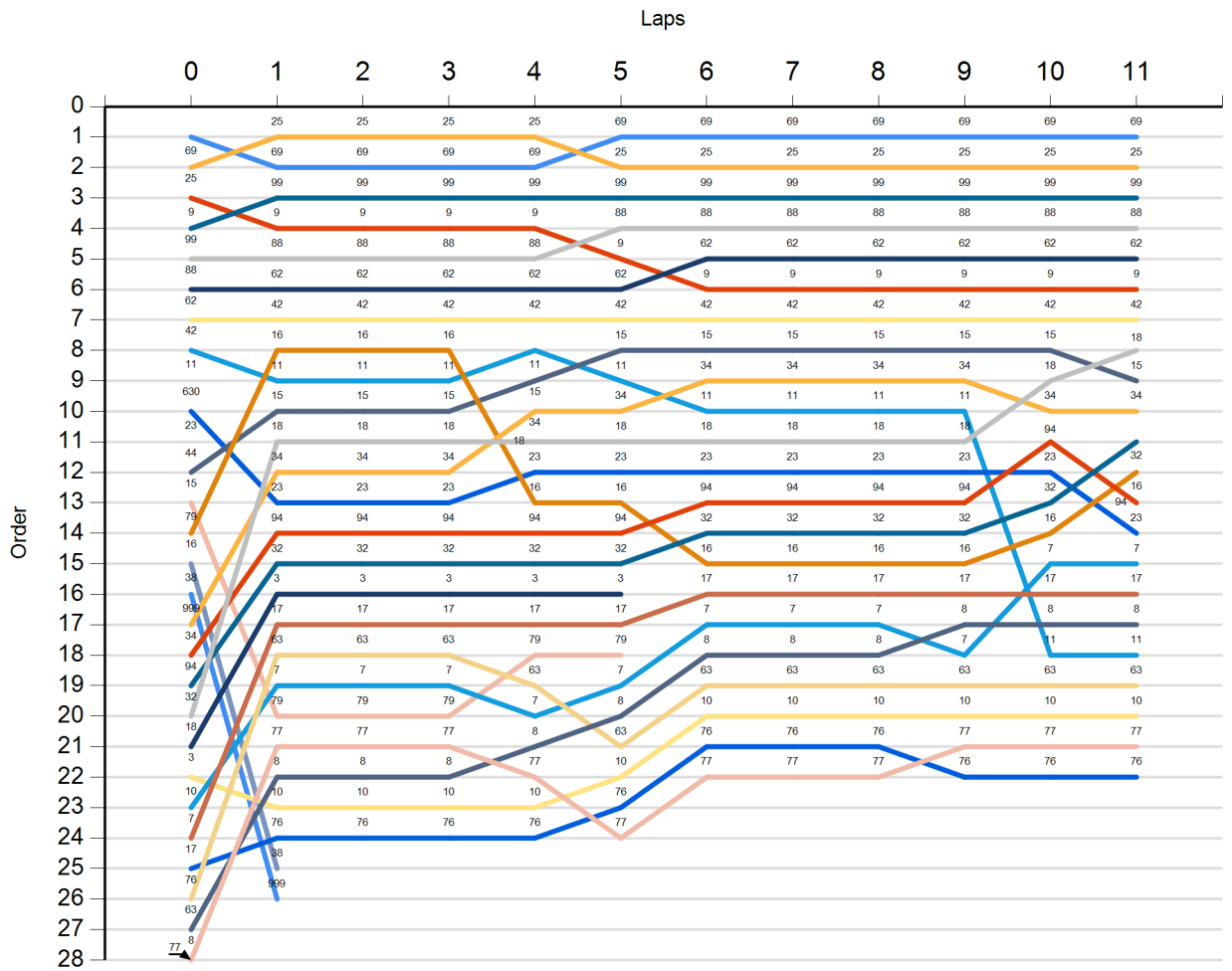
TCR Europe

Race - 1

Graphic Lap Chart



- 69
- 25
- 9
- 99
- 88
- 62
- 42
- 11
- 630
- 23
- 44
- 15
- 79
- 16
- 38
- 999
- 34
- 94
- 32
- 18
- 3
- 10
- 7
- 17
- 76
- 63
- 8
- 77



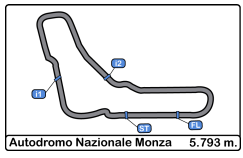


Autodromo Nazionale Monza
 TCR Europe
 Race - 1
 Pit Stop Analysis

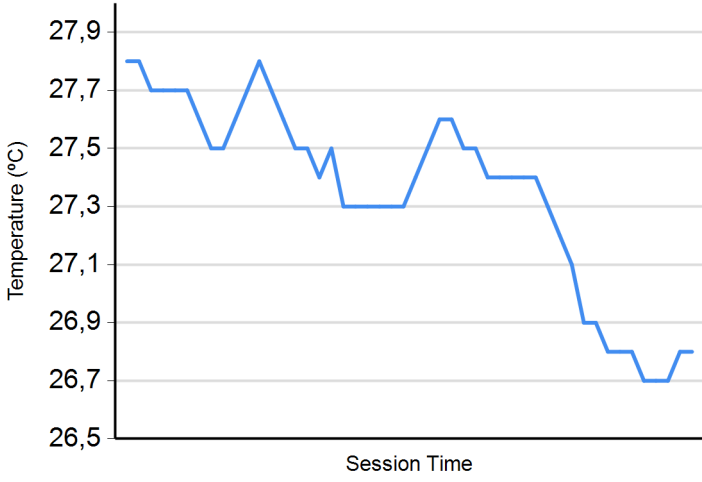


N°	In Day Time	Driver	Nat	Team	Nat	Vehicle	In Time	Stop N°	Pit Time	Handicap	Penalty
----	-------------	--------	-----	------	-----	---------	---------	---------	----------	----------	---------

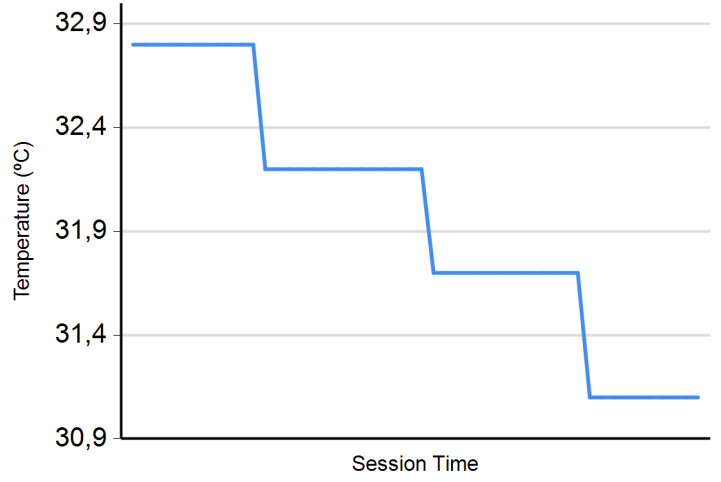




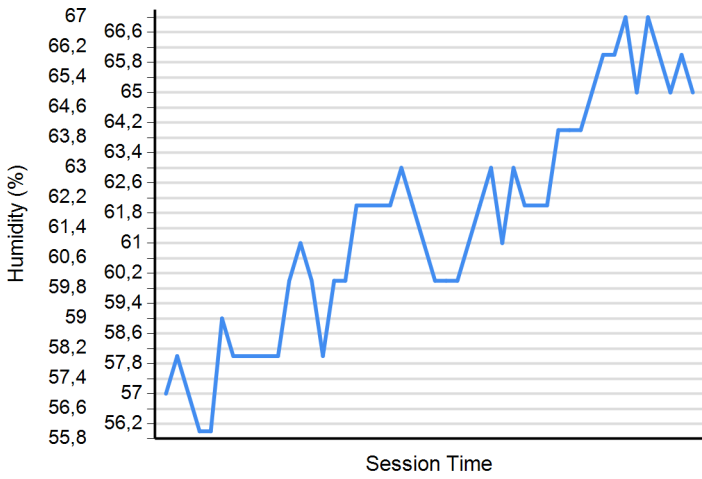
Air Temperature



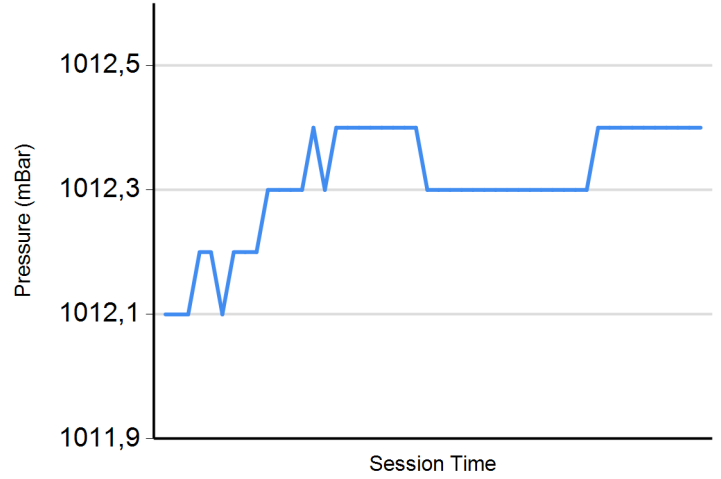
Track Temperature



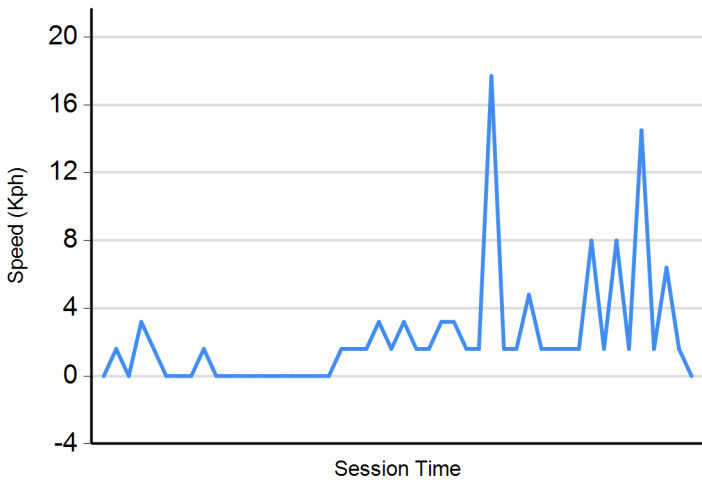
Humidity



Pressure



Wind Speed



Wind direction

North = 0°/360° Est = 90° South = 180° West = 270°

